



The 2013* Jeanne Clery
Disclosure of Campus
Security Policy and
Campus Crime
Statistics/Fire Safety
Report and Campus
Emergency Handbook

*JANUARY 1, 2013 - DECEMBER 31, 2013



Framingham
State University

Table of Contents

Message for the Chief of Police	1	Deputy Title IX Coordinators	12
Introduction to This Report	1	EAP(Employee Assistance Program)	12
Campus Safety and Security Policies and Procedures	2	Protecting Personal and University Property	12
Overview of the Framingham State University Police Department	2	If You Are Working Late	12
Framingham State University Police Authority	2	Crime Prevention Programs Offered on Campus	12
The Importance of Reporting Crime or Emergencies in a Timely Fashion	3	Definitions of Reported Crimes	13
Notification of Criminal Activity Will be Made Public in a Timely Manner	3	Campus Crime Statistics	16
FSU Alert	4	Specific Information About Classifying Crime Statistics	18
Emergency Notification and Timely Warnings: Sorting Out the Differences	4	Specific Information About The Crime Statistics Reported by FSUPD	18
FSU Tip	4	Data From the Framingham Police Department	19
Safety Bulletins Should be Taken Seriously	5	Investigation of Missing Persons	19
Code Blue ® Emergency Phones	5	Massachusetts Sex Offender Registry Board	20
Police Escort and Shuttle Bus Service	5	Fire Safety Report	21
Weapons on Campus	6	Fire Safety	21
University Alcohol Policy	6	Residence Hall Fire Prevention Information	21
University Illegal Drug Policy	6	Fire Definitions	21
University Hazing Policy	6	Residential Fire Incident Statistics	22
Campus Maintenance	6	Campus Emergency Handbook	23
Key Control and Access Card Policy	7	Purpose of an Emergency Response Protocol	23
Access to Campus Buildings	7	Campus State of Emergency	23
Investigation of Previous Criminal Records of Prospective Students and Employees	8	Emergency Response	23
Residence Hall Rules and Regulations	8	Definition of an Emergency	24
Residence Hall Staff	8	Emergencies Involving Harassment, Violence or Threats of Violence	24
Security in Students' Rooms	8	Emergencies Resulting from Accident, Power Outage or Fire	28
Residence Hall Security and Visitors	8	General Medical Emergencies	30
Secured Entrances	9	Emergencies Resulting from Natural Forces	30
Off-Campus Housing	9	Emergency Evacuation Plans for Campus Buildings	30
Housing During the Holidays and Between Terms	9	Lock-down Procedures	33
Procedures for Sexual Assault Victims	9	Distinction Between "Lockdowns" and "Shelter In Place"	41
Campus Procedure for Responding to Sexual Assault	10	Other Sources of Information on Campus	42
SHAPE-Sexual Harassment and Assault Prevention and Education	10	Important Telephone Numbers	43
Title IX	10	Campus Map	44
The Title IX Compliance Team	11		
University Title IX Coordinator	11		
Title IX Coordinator for Student Issues	11		
Title IX Coordinator for Athletics	12		

Framingham State University

A SAFE CAMPUS IS A COMMUNITY-WIDE RESPONSIBILITY!

MESSAGE FROM THE CHIEF OF POLICE

Dear Framingham State University Community;

Each year all colleges and universities are required by law to comply with the Jeanne Clery Campus Security and Campus Crime Statistics Act. This document provides statistics on crimes that have occurred over the past three years on campus and on the streets adjacent to the university.

The University Police Department patrols the campus 24 hours a day throughout the calendar year. Our priority is to prevent and deter any criminal activity; however, it is a community-wide responsibility to always keep safety in mind.

Our commitment to community policing has become an important component in improving the quality of life at Framingham State University. This philosophy requires a partnership between the citizens and the police. High levels of involvement, trust, and respect must be put forth by both groups to make the partnership work.

As the Chief of Police, I cannot stress enough the importance of your involvement with keeping our community safe. With your help and your prompt reporting of any suspicious activity, along with University Police's continued efforts to remain visible via cruisers, foot and bike patrols we can minimize the danger of crimes occurring within our community

Brad J. Medeiros
Chief of University Police

INTRODUCTION TO THIS REPORT

This report is provided to students, faculty, and staff in compliance with the requirements of the Federal Campus Security Act 11 (Public Law 101-542, 104 Stat. 2381). In addition, it is available to applicants for admission or employment upon request. On campus, the report is distributed in the following ways: students, faculty, and staff receive it by campus mail, it is posted on the University web site, and the University newspaper, *The Gatepost*, publishes the crime statistics. The report is also available in all the common areas on campus.

The Jeanne Clery Disclosure of Campus Security Policy and Campus Crime Statistics Act, more commonly known as the Clery Act, requires colleges and universities to:

- Publish an annual report every year by October 1 that contains three years of campus crime and fire safety statistics and certain campus security policy statements;
- Disclose crime statistics for the campus, public areas immediately adjacent to or running through the campus, and certain noncampus facilities and remote classrooms. The statistics must be gathered from campus police or security, local law enforcement, and other University officials who have "significant responsibility for student and campus activities";
- Provide "timely warning" notices of those crimes that have occurred and pose an ongoing "threat to students and employees";
- Implement emergency notification procedures if there is an immediate threat to the health or safety of students or employees on campus;

- Disclose in a public crime log “any crime that occurred on campus, on a campus building or property, on public property, or within the patrol jurisdiction of the campus police or campus security department and is reported to the campus police or the campus security department”
- Maintain in a public fire log a record of any fire that occurred in an on-campus student housing facility.

CAMPUS SAFETY AND SECURITY POLICIES AND PROCEDURES

The safety and security policies developed at Framingham State University are designed to enhance the safety and security of each member of our community.

- Please familiarize yourself with the information in this document so that you will be able to make informed decisions about your personal safety.
- Please take all possible steps to ensure your safety and the safety of others on campus.
- Please refrain from preventing doors from locking by placing items in doorways.
- Always lock your door and never walk alone after dark. Safety on campus will be assured if all individuals and groups support practices that promote a safe campus environment.

Students, faculty, and staff members along with visitors should feel free to conduct their daily business without fear of physical, emotional, or psychological harm.

OVERVIEW OF THE FRAMINGHAM STATE UNIVERSITY POLICE DEPARTMENT

The Framingham State University Police Department has primary responsibility for safety, security and the upholding of all laws of the Commonwealth on the campus. The Department works closely with the University community to ensure that

programs and services are systematically coordinated to promote and enhance a safe environment.

Armed department officers patrol the campus and answer calls on a 24-hour basis throughout the calendar year. A minimum of two officers and a dispatcher are usually assigned to each shift. The Department’s staff also includes Institutional Security Officers who patrol the buildings and grounds.

In addition, the Department’s staff, using cameras, monitors the entrances to all the residence halls which are also equipped with card access systems and staffed by desk attendants throughout the academic year.

As of the date of this publication, the Framingham State University Police Department includes fifteen professionally trained, sworn, armed, uniformed Police Officers; one Institutional Security Officer; and three civilian Dispatchers and four part-time Dispatchers. Officers’ training includes, but is not limited to, the following areas: rape investigation, CPR, crime scene analysis, photography, fingerprinting, firearms, court prosecution, domestic violence, records management, drug recognition, statistics, safety, crisis intervention, and crime prevention.

FRAMINGHAM STATE UNIVERSITY POLICE AUTHORITY

The Department handles all law enforcement duties in conjunction with the campus and also patrols the streets and areas contiguous to the University traveled by students and faculty to and from the campus to area parking lots and public transportation locations. Sworn members of the department are employed by Framingham State University and serve the institutions as police officers.

It is not the policy of the agency to infringe upon the primary responsibility of other agencies including the Framingham Police Department and Massachusetts State Police in areas not owned, used, or occupied by the University. However, officers maintain a close working relationship with those agencies and

cooperate routinely on police responses in the area.

Sworn police officers of the Department are sworn in by the Massachusetts State Police as Special State Police Officers (Massachusetts General Laws Chapter 22C Section 63) granting the "same power to make arrests as regular police officers for any criminal offense committed in or upon lands or structures owned, used, or occupied by such College..." Subsequent to their appointment, officers are also sworn in as Deputy Sheriffs of Middlesex County, allowing the officers to perform police functions on the public ways of the county. Officers are also charged with the responsibility of performing parking enforcement on the campus property, as well as the Town of Framingham public ways.

The department enjoys a close working relationship with the Framingham Police Department, Massachusetts State Police, the Middlesex County District Attorney's Office and several other city and town agencies on court proceedings, investigations and matters pertaining to more than one agency of the commonwealth or a surrounding municipal authority. There are several formal written agreements or memoranda of understanding to help in this relationship.

This cooperation includes participation in a police radio and computer network, training programs, special events coordination, and investigation of serious crimes. Moreover, the FSUPD representatives meet with the Framingham Police Department liaison officer to discuss campus crimes and other police intelligence matters.

THE IMPORTANCE OF REPORTING CRIME OR EMERGENCIES IN A TIMELY FASHION

We invite your involvement in creating an orderly campus. If you have a suggestion for enhancing safety, please bring it to the attention of the Framingham State University Police Department. The accurate and prompt reporting of campus crime is essential to the safety and security of the entire University community.

You may report criminal activity or other emergencies by calling the Framingham State University Police Department at 508-626-4911. Uniformed officers patrol the campus on foot, on bicycles, and in marked and unmarked cruisers.

Check out our Website:
www.framingham.edu/campus-police/



NOTIFICATION OF CRIMINAL ACTIVITY WILL BE MADE PUBLIC IN A TIMELY MANNER

Members of the Framingham State University campus community are advised on a timely basis about campus crime and crime-related problems.

These efforts include the following:

- **University Newspaper:** *The Gatepost* publishes special articles related to campus safety and security on a regular basis. *The Gatepost* publishes a weekly summary of criminal incidents which occurred the preceding week.
- **Public Log:** Dispatchers at the University Police Department document all calls for service in the daily police log, a chronological record of all crimes reported to the Framingham State University Police Department, as well as the names of all persons arrested. Daily logs are available for public viewing during regular office hours.

- **Posting of Crime Alert Bulletins**
- **Social Media Sites (Facebook, Twitter) FSU Alert**
- **Whelen Emergency Warning Siren**
- **Annual Jeanne Clery Safety and Security Report**

FSU ALERT

FSU Alert will be one of the primary methods for alerting the entire university community of important and/or emergency information via recorded phone and text messages.

FSU Alert will only be used during times of emergencies including but not limited to:

- School closings
- Inclement weather
- Public safety/community warnings
- Campus Safety bulletins
- Evacuation or Lock-down drills
- University law enforcement
- Security mobilizations and more...

Please log on to *MyFramingham* to register or update your information. The information you enter will be kept confidential and used only for emergency notifications.

The University has installed an emergency warning siren system that will alert the campus via loud speaker message of an emergency situation. The messages will give instructions on how to proceed safely away from the incident.

Emergency response and evacuation procedures are publicized through the Framingham State University Police Department website. Warning and notification systems as well as emergency response and evacuation procedures are tested and evaluated on an annual basis.

EMERGENCY NOTIFICATION AND TIMELY WARNINGS: SORTING OUT THE DIFFERENCES ¹

EMERGENCY NOTIFICATION

Scope: Wide focus on any significant

emergency or dangerous situation (may include Clery crimes).

Why: Emergency notification is triggered by an event that is currently occurring on or imminently threatening the campus. Initiate emergency notification procedures for any significant emergency or dangerous situation involving an immediate threat to the health or safety of students or employees occurring on the campus.

Where: Applies to situations that occur on your campus.

When: Initiate procedures immediately upon confirmation that a dangerous situation or emergency exists or threatens.

TIMELY WARNING

Scope: Narrow focus on Clery crimes.

Why: Timely warnings are triggered by crimes that have already occurred but represent an ongoing threat. Issue a timely warning for any Clery crime committed on your Clery geography that is reported to your campus security authorities or a local law enforcement agency and is considered by the institution to represent a serious or continuing threat to students and employees.

Where: Applies to crimes that occur anywhere on your Clery geography.

When: Issue a warning as soon as the pertinent information is available.

The law specifies that “an institution that follows its emergency notification procedures is not required to issue a timely warning based on the same circumstances; however, the institution must provide adequate follow-up information to the community as needed.”

¹ U.S. Department of Education, Office of Postsecondary Education, *The Handbook for Campus Safety and Security Reporting*, Washington, D.C., 2011

FSU TIP

To provide anonymous information to FSU Police, send a text message to **67283** containing the word **“FSUTIP,”** followed by a

space, and then your **message**.

How It Works: Two-way communication. Users submit their tips via text message. Campus Police are immediately notified of the tip. University Police may respond to user with follow up questions or information anonymously. Users receive confirmation messages for all submitted tips.

Anonymity: FSU Tip offers tipsters anonymity, allowing anyone to discretely provide timely, critical information without letting those in his/her vicinity in on the communication.

Confidentiality: Most campus inbound emergency lines are not confidential. FSU Tip is enabled to offer tipsters anonymity ensuring students don't withhold timely, critical information due to hesitancy of engaging with the authorities.

Discretion: Tipsters don't risk retribution. With FSU Tip a tipster can communicate with the authorities without letting those in his/her vicinity in on the conversation.

Immediacy: These days, students often choose text messaging over traditional calls because of the ease and immediacy. This is as true with crime tips as it is with social messaging.

Information on FSU Tip can always be found in the Emergency Notification channel in *myFramingham*.

SAFETY BULLETINS SHOULD BE TAKEN SERIOUSLY

In the event of a major incident of violent crime on the campus or in the neighboring community, safety bulletins will be posted by the Framingham State University Police Department in the Safety Bulletin Posting Cases, located near the main entrances to all campus buildings. These postings should be taken seriously. Resident students are encouraged to notify the Framingham State University Police Department, Resident Assistants (RAs), or Residence Directors (RDs) of any safety or security problem or concern that a student may have. A student, RA, RD, police officer, and any other member

of the University community may also refer any violation of the Student Conduct Code directly to the Dean of Students located in the McCarthy Center, Room 508.

CODE BLUE[®] EMERGENCY PHONES

CODE BLUE[®] emergency phones have been placed on all academic buildings, foyer of each residence hall, and the walkway behind Hemenway Hall. In addition, they are located in the following parking lots: Maynard, Maple, Athletic Field, Union Avenue, Upper and Lower Normal Hill, Linsley Lot and the Bement Shuttle Stop. These phones ring directly into the Framingham State University Police Department. When using these phones, please remain calm and give clear details of the situation you are reporting.

To operate an emergency phone, simply press the button. The Framingham State University Police Department will respond immediately. Even if you cannot speak, they will know your location and a cruiser will arrive on the scene very quickly. Audio contact with the Police Department will remain activated throughout the emergency.

POLICE ESCORT AND SHUTTLE BUS SERVICE

The Framingham State University Police Department requests that students ask for escorts only when absolutely necessary and when no other options are available. Escorts are provided for safety reasons only. Escorts will be given from 2:00 a.m. until dawn. Students should plan their schedules accordingly as there are no escorts given during daylight hours.

The Student Transportation Center provides shuttle bus service to the Maple and Union lots between 6am – 2am (3am on Thursdays). Please check posted signs and the Student Transportation Center website at: www.framingham.edu/sild for information on when service runs continuous loops versus dispatch only. For more information, you may call the Student Transportation Center dispatch line at:

508-215-5920.

We encourage students to walk in groups from parking lots or between residence halls when not using the shuttle bus service, which operates both days and evenings during regular school sessions, to provide transportation to and from upper campus to the student parking lots. The shuttle bus stop is located at the Bement parking lot. The bus route usually takes about 20 minutes for the entire circuit. Students may contact the Student Transportation Center at 508-215-5920 for immediate shuttle information.

WEAPONS ON CAMPUS

Massachusetts State Law (M.G.L. Ch.269 sec. 10) prohibits any individual other than the Police Officers from the Framingham State University Police Department from bringing to campus or possessing any weapon or firearm while on campus property without the consent of the Chief of the Framingham State University Police Department.

UNIVERSITY ALCOHOL POLICY

The Framingham State University Police Department enforces all state laws and University regulations regarding the possession, use, and sale of alcoholic beverages. University policy restricts when, where, and how alcohol may be served, and the source of funds used to purchase alcoholic beverages. Please refer to the *Framingham State University Ram Student Handbook*, or call the Dean of Students office for current Alcoholic Beverage Policy guidelines. There are many alcohol education and abuse prevention programs provided throughout the year by the Wellness Education Center.

UNIVERSITY ILLEGAL DRUG POLICY

The Framingham State University Police Department enforces all state and federal laws and University conduct code regulations concerning illegal drugs. When illegal drug use is suspected and the University and/or the Framingham State University Police Department are notified of illegal drug use or sale, or when the Framingham State

University Police Department apprehends illegal users or sellers, appropriate steps are taken to determine the facts of the situation. Persons apprehended by the Framingham State University Police Department for possession of, use of, or distribution of illegal drugs will be prosecuted. Those in straight possession of one ounce or less of marijuana will be issued a \$100.00 civil citation in accordance with Massachusetts' law.

UNIVERSITY HAZING POLICY

Pursuant to the laws of Massachusetts, Chapter 536, the University expressly prohibits hazing which is defined as an act(s) which endanger the mental or physical health or safety of a student, or which destroys or removes public or private property for the purpose of initiation, admission into, affiliation with, or as a condition for continued membership in, a group or organization.

Consent of the participants is not a defense against a complaint of hazing. In addition Massachusetts General Laws defines hazing as conduct such as whipping, beating, branding, forced calisthenics, exposure to weather, forced consumption of food, liquor, beverages, drug or other substance, or any other brutal treatment or forced physical activity which is likely to adversely affect the physical health or safety of any such student or other person or which subjects such student or other person to extreme mental stress including extended deprivation of sleep or rest or extended isolation.

Hazing will be treated as a violation of the Code of Conduct. Charges will be filed through the Judicial System as well as externally as a violation of Massachusetts General Law.

CAMPUS MAINTENANCE

The University has installed and maintains exterior lighting around each building, along all walkways, and in parking lots. In addition, a concerted effort is made to keep the shrubbery and other plants trimmed to eliminate potential hiding places. Custodians, grounds crew, and maintenance personnel are on duty 24 hours per day, during the

academic year. They are expected to be especially alert and responsive to health, safety, and maintenance problems.

Resident students are instructed to report maintenance related concerns to the Facilities Management department. Resident students are additionally urged to report potential public safety hazards or maintenance problems to the Framingham State University Police Department and the Resident Assistant on duty so that the problem may be responded to and corrected or repaired as soon as possible.

KEY CONTROL AND ACCESS CARD POLICY

It is the policy of Framingham State University to promote the security of University personnel and appropriate access to University property. This policy is based on providing as much security possible with as little inconvenience to the campus as practical. To accomplish this, the following policies have been adopted to enhance personal and building security by maintaining control of the issuance of keys and access cards:

Keys will be issued only to authorized persons who have a need for access to specified areas. Authorization for issuance of a key is the responsibility of the appropriate Vice President, Department Head, Director, Dean or Chairperson of a Department.

The issuance of exterior building keys will be limited only to employees who have a need for frequent access in order to perform job-related responsibilities. All key requests will be carefully reviewed and only valid and necessary requests will be approved.

All persons issued University keys and/or access cards shall, at all times, be held responsible and accountable for said keys. Individuals must personally sign for their keys and shall not transfer, duplicate or loan their keys to another individual. Appropriate administrators may request and delegate the issuance of keys only as necessary and in accordance with the Key Eligibility Criteria.

If a key or access card is lost or stolen,

the University Police Department must be notified upon discovery of the loss by the key/card holder. In the case of loss or theft, the individual department will be responsible for charges associated with keys, locks, or other hardware changes that may occur because of a missing key. Keys/Access cards must be turned into the University Police when an employee transfers to another department or is no longer employed by the University. The employees' final paycheck may be held pending return or clearance of outstanding keys.

Access needed by outside contractors must be authorized by the Facilities Department, including individual name, firm name, and specific dates the contractor will be on campus.

Building security shall be everyone's concern. If you are issued a key or access card make sure you are securing the same area when you are through. Check windows to make sure they are closed and locked, turn electrical appliances off, turn lights off, and secure all doors you unlocked.

Any individual who is not eligible for a key, whose work responsibility requires him/her to enter a University building or office at a time when the area is locked, should make arrangements with their department heads for notification to University Police for access after-hours. This may be done by the Department Head notifying University Police at extension 4911.

ACCESS TO CAMPUS BUILDINGS

Except for residence halls, most University facilities are open to the public during the day and evening hours when classes are in session. Visitors are required to check in with the Framingham State University Police Department for parking permits and parking instructions. During the times that the university is officially closed, university buildings are generally locked and only faculty and staff are admitted (with proper FSU Faculty/Staff identification). Use of some areas such as computer labs, art labs, and research labs are restricted during off-hours except under pre-arranged and approved circumstances. Some university-

sponsored programs are open to the general public while others are restricted to students with a current Framingham State University Identification Card.

INVESTIGATION OF PREVIOUS CRIMINAL RECORDS OF PROSPECTIVE STUDENTS AND EMPLOYEES

During the admissions/job application process, prospective matriculated students and employees are asked to disclose whether they have ever been convicted of a felony or similar offense. The University does not hire a candidate for a position if a prior offense indicates that the hiring would create a significant threat to the University community or to the public.

RESIDENCE HALL RULES AND REGULATIONS

The residence halls are governed by rules and regulations for the benefit of the entire University community. It is very important that ALL students and guests abide by the rules set forth in the *Guide to Residence Living* and the *RAM Student Handbook* and terms of the *Residence Hall License Agreement* while living on or visiting campus or attending University related programs or events. These rules have been developed for the safety and security of all.

RESIDENCE HALL STAFF

Each residence hall has a designated Residence Director (RD) and a staff of student Resident Assistants (RAs). RDs and RAs receive comprehensive training before each academic year begins. This training includes how to handle various emergencies ranging in scope from psychological and health concerns, to fire evacuations, sexual misconduct or violence, vandalism, alcohol and other drug abuse, disorderly conduct, etc. The Director and Associate Director of Residence Life supervise the RD staff, which in turn provides direct supervision to the RA staff. Members of the professional staff are available to assist students during normal business hours. There is an RD on Duty each evening in addition to RAs on duty in every hall to assist students. RAs on duty provide

extra support by touring the residence hall floors on a regular basis during designated hours.

SECURITY IN STUDENTS' ROOMS

Each residence hall student room has its own lock and key(s). All rooms have screens and lockable windows. Anyone found to be removing or tampering with screens on any building may face serious disciplinary proceedings and/or criminal charges. All student room doors are posted with a warning against leaving the doors unlocked at any time.

Resident students are warned against propping residence hall entrance doors in an open position or disabling or tampering with any fire or security system devices. Tampering with or disabling any security device or system is not only unsafe for the entire University community, but could also lead to serious criminal charges and campus disciplinary action.

RESIDENCE HALL SECURITY AND VISITORS

Each residence hall has a security desk located in the lobby. The security desk is staffed by attendants who monitor people entering and leaving the building. Security cameras have been placed in each residence hall lobby for added security. Desks are staffed 24 hours per day, 7 days per week. In the rare event that a desk is not covered, the Framingham State University Police Department will secure the entrance and assume responsibility for monitoring the residents and guests entering the building when the Card Access System is not activated. All visitors and guests of resident students are required to be signed in at the security desk and leave valid photo identification while in the hall. Guests will be allowed in the building only when the host resident is present to accompany them to his or her room. Once a guest has been signed in, it is the responsibility of the resident to escort that guest at all times while he/she is in the building. Students will be held directly responsible for the actions of their guests.

SECURED ENTRANCES

Residents and guests enter all residence halls through designated main entrance doors. Cameras and desk workers monitor all main entrance doors. All other doors are alarmed and designated for emergency use only.

Any individual found responsible for using or tampering with any emergency sounding device or door will be charged with judicial misconduct and/or criminal complaints.

OFF-CAMPUS HOUSING

Framingham State University does not own, nor does it sponsor or recommend the suitability of, any off-campus housing. Students seeking off-campus housing are cautioned to check thoroughly with local police and the landlord of any rental property about the incidence of crime in the area. It is also important to check for adequate safety devices in the building or apartment prior to signing any lease agreement. To access the Town of Framingham's data through their police department you can check their website: www.crimemapping.com/map/ma/framingham.



HOUSING DURING THE HOLIDAYS AND BETWEEN TERMS

The residence halls are closed during the Thanksgiving, winter and spring breaks, and students are not allowed access without prior approval of the Office of Residence Life. Special circumstances may exist for international students or others which would necessitate special consideration through

the Office of Residence Life. Residents may sign up with the Office of Residence Life for housing during break periods if available.

PROCEDURES FOR SEXUAL ASSAULT VICTIMS

If you are assaulted, be sure to get the help you need medically, emotionally, and legally. The medical procedure following an assault is essential. Specifically, you should receive a pelvic exam, emergency medical treatment for internal or external injuries, tests to collect evidence for the courts if you choose to prosecute, information on any medication or treatment recommended, tests for STDs, and tests for pregnancy within six weeks of the attack.

It is extremely important not to wash, douche, shower, rinse your mouth, eat, drink, smoke, or change your clothes before going to the hospital to maintain the integrity of vital evidence.

Emotional trauma is probably the most common and natural after-effect of rape. There are many ways to respond to trauma resulting from rape. Some people find that talking with a friend helps. Others find that joining support groups or getting professional counseling are more effective methods. Framingham State University offers counseling to students and staff.

The Counseling Center office is located at the Health Center in Foster Hall at the corner of State Street and Maynard Road. The Framingham State University Police Department also offers basic self-defense courses free of charge to all female Framingham State University faculty, staff, and students.

Reporting or not reporting a crime is a personal choice. All crimes are worth reporting whether or not you take a legal course of action. You can contact the Framingham State University Police Department or the Town of Framingham Police Department. There are several officers who are trained in sexual assault investigations. All cases of crime are kept confidential.

CAMPUS PROCEDURE FOR RESPONDING TO SEXUAL ASSAULTS

The Dean of Students is obligated by law to report the number of on-campus sexual assaults annually. This process affords the opportunity to assess and develop preventive strategies and explore additional educational needs. Reporting these incidents, anonymously or otherwise, to on-campus resources is strongly encouraged. Some of the on-campus resources include the Framingham State University Police Department, the Director of Health Services, the Director of the Counseling Center, and the Dean of Students.

If a student wishes to handle the situation through the university's judicial system, a closed hearing will be conducted. Interim modified living arrangements will be made possible in cases where the victim and the accused live in the same residence hall. For students in need of a Victim's Advocate one will be made available through the Framingham State University Dean of Students Office. Both the accused and the accuser are entitled to the same opportunities to have others present during a campus disciplinary proceeding. Both the accuser and accused shall be informed of the outcome of the results of the proceeding. Sanctions that may be imposed following a final determination of a disciplinary proceeding regarding rape or other forcible or non-forcible offenses may range from findings of not responsible to expulsion from the University.

SHAPE - SEXUAL HARASSMENT AND ASSAULT PREVENTION AND EDUCATION

Framingham State University seeks to SHAPE a campus environment free from all forms of sexually harassing and violent behavior. All members of our community deserve to be treated with respect and dignity and to be able to go to work, get their education, visit, and otherwise participate in life at the University without fear or trauma.

When sexual harassment, sexual violence, relationship violence, or stalking occur, it deeply wounds our entire community.

Therefore, we are committed to creating and sustaining a culture of prevention and education, where expectations are clear, reporting processes are easily navigable, resources are readily available, and perpetrators are held accountable for their actions.

The SHAPE website (www.framingham.edu/shape/) has been created and designed to serve as a central source of information for prevention and education of sexual harassment, sexual violence, relationship violence, and stalking including as it relates to Title IX, the Campus SaVE Act, the Clery Act, and University policy.

You can use the links on the left hand side of the site to learn more about our policies, how to identify and respond to problematic language or behavior, how to report concerns, resources accessible to members of the Framingham State community, and other useful information.

Through the ongoing dedication of many people in our community, we will continue to offer and expand educational opportunities and resources for students and employees. We will continue to support all members of our community and promote a culture where sexual harassment and violence are not tolerated. But we can't do it in isolation. We need your participation, feedback, ideas, and commitment. You might begin by reviewing bystander intervention techniques or learning how to support a survivor of sexual violence. My door is always open for you to share your ideas or concerns.

TITLE IX Sexual Discrimination, Harassment and Assault Relationship Violence and Stalking

Title IX of the Education Amendments of 1972 is a federal law that prohibits sex discrimination in education. It reads, "No person in the United States shall, on the basis of sex, be excluded from participation in, be denied the benefits of, or be subjected to discrimination under any education program or activity receiving Federal financial assistance." *Title IX of the Education Act Amendments of 1972 and its implementing*

Title IX's sex discrimination prohibition protects against sexual harassment and sexual violence and extends to claims of discrimination based on gender identity or failure to conform to stereotypical notions of masculinity or femininity. Other examples of the types of discrimination that are covered under Title IX include the failure to provide equal opportunity in athletics; discrimination in a school's science, technology, engineering, and math (STEM) courses and programs; and discrimination based on pregnancy and parental status. The Campus SaVe act, which addresses violence against women on college campuses, complements Title IX and requires campuses to also address domestic/dating violence and stalking.

The provisions of Title IX and the Campus SaVE Act have been incorporated into the University's Policy Against Sexual Harassment Including Sexual Assault and Sexual Violence. The policy document also includes a full description of the complaint procedures and a sample written complaint form.

The University has designated Title IX Coordinators who have primary responsibility for Title IX compliance and with whom complaints of sexual harassment, sex discrimination, sexual violence, relationship violence, stalking, and gender equity may be filed. To report a complaint of sexual assault or any other crime, you may also contact Campus Police.

The Title IX Compliance Team

The Title IX Compliance Team is comprised of administrators from student affairs, human resources and legal affairs, University police, and academic affairs. The team meets monthly to review any pending Title IX complaints, adherence to policy, training initiatives, and education and awareness programs. Members of the team include:

Glenn Cochran, *Associate Dean of Students and Director of Residence Life & Judicial Affairs*
Rita Colucci, *Chief of Staff and General*

Counsel
Kimberly Dexter, *Director of Equal Opportunity, Title IX, and ADA Compliance*
Carey Eggen, *Associate Director of Athletics and Senior Woman Administrator*
Ilene Hofrenning, *Director of Health Services*
Brad Medeiros, *Chief of Police*
Erin Nechipurenko, *Assistant Vice President of Human Resources*
Melinda Stoops, *Dean of Students*
Paul Welch, *Director of the Counseling Center*

University Title IX Coordinator

Kimberly Dexter
Director of Equal Opportunity, Title IX, and ADA Compliance
Room 205, Dwight Hall
100 State Street
Framingham, MA 01701
kdexter@framingham.edu
508-215-5859

The University Title IX Coordinator has primary responsibility for Title IX compliance at FSU. The coordinator also does intake of reports and complaints regarding sexual harassment, sexual violence, relationship violence, and stalking involving employees, visitors, vendors, and other 3rd parties and coordinates the investigatory process. The coordinator can assist in making adjustments to work situations.

Title IX Coordinator for Student Issues

Melinda Stoops
Dean of Students
McCarthy Center, Fifth Floor, Suite 504
100 State Street
Framingham, MA 01701
mstoops@framingham.edu
508-626-4596

The Dean of Students does intake of reports and complaints about students as they relate to sexual harassment, sexual violence, relationship violence, and stalking and also coordinates investigations. The Dean can assist survivors in making adjustments to academic and living situations as well as provide a victim's advocate.

Title IX Coordinator for Athletics

Carey Eggen
*Associate Director of Athletics and Senior
Woman Administrator*
Athletic Center, Second Floor
ceggen@framingham.edu
508-626-4565

The Title IX Coordinator for Athletics monitors compliance with athletic requirements under Title IX, coordinates the development of policies and programs to support that compliance, does intake of reports and complaints, and coordinates investigations.

Deputy Title IX Coordinators

Deputies receive extensive training on responding to reports of sexual harassment, sexual violence, dating violence, and stalking. Deputies are available to take reports, explain the reporting process, direct individuals to resources, and explain victim rights. While, deputies do not usually perform investigations of complaints, they may occasionally be designated to do so by the University Title IX Coordinator or Title IX Coordinator for Students.

Deputy Coordinator's include:
Jacquie Kittler
*Assistant Director of Human Resources
Deputy Title IX Coordinator for Employees and
Third Parties*
Dwight Hall, suite 207
508-626-4570
jkittler@framingham.edu

David Baldwin
*Assistant Dean of Students
Deputy Title IX Coordinator for Students*
McCarthy Center, Fifth Floor, Suite 504
508-626-4645
dbaldwin@framingham.edu

EAP (EMPLOYEE ASSISTANCE PROGRAM)

Framingham State University provides you, your dependents and household members with an Employee Assistance Program that can help individuals cope with life's challenging moments, AllOne

Health's counseling staff has extensive and specialized expertise. The staff includes doctors, licensed independent clinical social workers, and mental health specialists experienced in dealing with issues such as: stress, substance abuse, domestic violence, dating violence, depression & anxiety, workplace tension, grief, managing emotional & job stress, mental health In-patient and mental health out-patient.

CALL toll-free to speak live with a consultant at 1-800-451-1834 or LOG ON to www.allonehealth.com/employee-student-assistance.aspx for your employee support website to access articles, tips, links, and tools, or to Live Chat with a consultant. The service is available 24/7 and is free and confidential.

PROTECTING PERSONAL AND UNIVERSITY PROPERTY

Lock your door every time you leave your room or office. Engrave expensive equipment and valuables. The Framingham State University Police Department has an engraving program. Don't store your purse or wallet in an unlocked desk drawer. Don't leave your belongings (books, gym bags, backpacks, calculator, coats, etc.) unattended in the library, cafeteria, hallways, locker rooms, or classrooms.

IF YOU ARE WORKING LATE

Notify the Framingham State University Police Department that you are in your office and indicate when you expect to leave. Keep your office door locked. Lock all doors behind you when entering and exiting at night. These preventive measures are advised for your protection. Your location on campus is important for officers to know in case of a sudden illness or in case of fire. For these reasons, the Framingham State University Police Department must know when you are in campus buildings after hours.

CRIME PREVENTION PROGRAMS OFFERED ON CAMPUS

The Framingham State University Police Department Crime Prevention Unit offers programs to the Framingham State University

community on the following topics: domestic violence, sexual assault, workplace violence protection, alcohol/drug awareness, general safety, rape aggression defense, road rage, identity theft, police encounters, and many more areas. The goal of the department is to host these programs in the residence halls throughout the academic year. The Crime Prevention Unit will distribute posters with locations, dates, and times of each program throughout the year.

The domestic violence program will include facts about the law, signs and symptoms of an abusive relationship, ways to protect you from domestic violence, and facts about restraining or protection orders. It also will introduce the Framingham State University Police Domestic Violence Unit staff and show how they can assist you in a domestic violence incident.

The sexual assault program will include the definition of sexual assault and how you can tell if you have been sexually assaulted. It will also contain the facts about the law and will give helpful tips on how to protect you from becoming a victim of sexual assault. You will meet the Sexual Assault Unit staff, and learn how it can assist you in a sexual assault incident. In addition, the Framingham State University Police Department offers free basic self-defense classes. Each program topic has a number of resources, both on and off campus, readily available to the community. You will be given these resources in the handouts. All programs will consist of lectures, a series of handouts, and informative videos.

DEFINITIONS OF REPORTED CRIMES

The following definitions of crimes are from the National Incident-Based Reporting System Edition of the Uniform Crime Reporting Program.

Arson: Any willful or malicious burning or attempt to burn, with or without intent to defraud, a dwelling house, public building, motor vehicle or aircraft, personal property of another, etc.

Murder (and Non-negligent Manslaughter): The willful (non-negligent) killing of one

human being by another.

Rape (Forcible): The carnal knowledge of a person forcibly and/or against that person's will where the victim is incapable of giving consent because of his/her temporary or permanent mental or physical incapacity; or an attempt to commit by force or threat of force.

Sexual Offenses (Forcible): Any sexual act directed against another person and/or against that person's will; or not forcibly or against the person's will where the victim is incapable of giving consent.

Sexual Offenses (Non-Forcible): Unlawful, non-forcible sexual intercourse. A) Incest: Non-forcible sexual intercourse between persons who are related to each other within degrees wherein marriage is prohibited by law. B) Statutory Rape: Non-forcible sexual intercourse with a person who is under the statutory age of consent.

Aggravated Assault: An unlawful attack by one person upon another wherein the offender uses a weapon or displays it in a threatening manner or the victim suffers from obvious severe or aggravated bodily injury, several lacerations, or loss of consciousness. Note: An unsuccessful attempt to commit murder would be classified as an aggravated assault.

Sexual Assault with an Object: The use of an object or instrument to unlawfully penetrate, however slightly, the genital or anal opening of the body of another person, forcibly and/or against the person's will; or not forcibly; or against the person's will where the victim is incapable of giving consent because of his/her youth, or because of his/her temporary or permanent mental or physical incapacity.

Forcible Fondling: The touching of the private body parts of another person for the purpose of sexual gratification, forcibly and/or against the person's will; or not forcibly or against a person's will where the victim is incapable of giving consent because of his or her youth, or because of his or her temporary or permanent mental incapacity.

Forcible Sodomy: Oral or anal sexual intercourse with another person, forcibly and/or against that person's will; or not forcibly against the person's will where the victim is incapable of giving consent because of his/her youth, or because of his/her temporary or permanent mental or physical incapacity.

Robbery: The taking or attempting to take anything of value from the care, custody, or control of a person or persons by force or threat of force or violence and/or by putting the victim in fear.

Burglary (Breaking or Entering): The unlawful entry into a building or other structure with the intent to commit a felony or theft.

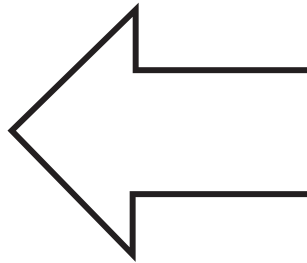

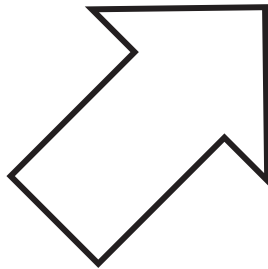
Motor Vehicle Theft: The theft or attempted theft of a motor vehicle (includes joyriding).

Hate Crime: A crime in which the defendant intentionally selects a victim, or in the case of a property crime, the property that is the object of the crime, because of the actual or perceived race, color, national origin, ethnicity, gender identity, disability, or sexual orientation of any person.

Domestic Violence: includes asserted violent misdemeanor and felony offenses committed by the victim's current or former spouse, current or former cohabitant, person similarly situated under domestic or family violence law, or anyone else protected under domestic or family violence law.

Dating Violence: means violence by a person who has been in a romantic or intimate relationship with the victim. Whether there was such relationship will be gauged by its length, type, and frequency of interaction.

Stalking: means a course of conduct directed at a specific person that would cause a reasonable person to fear for her, his, or others' safety, or to suffer substantial emotional distress.



The Framingham State University Police Department is continuously working with our local and state partners in sharing information, training, quality of life issues and crime prevention initiatives.

CAMPUS CRIME STATISTICS 2011 - 2013

The following information is given in order to comply with the requirements of the Jeanne Clery Disclosure of Campus Security Policy and Campus Crime Statistics Act.

CRIMINAL OFFENSES												
	Criminal Offenses - On Campus			Criminal Offenses - On Campus Residence Halls			Criminal Offenses - Non Campus			Criminal Offenses - Public Property		
	2011	2012	2013	2011	2012	2013	2011	2012	2013	2011	2012	2013
Murder/Non-Negligent Manslaughter	0	0	0	0	0	0	0	0	0	0	0	0
Negligent Manslaughter	0	0	0	0	0	0	0	0	0	0	0	0
Sex Offenses - Forcible	4	4	6	2	4	6	0	0	0	2	0	0
Sex Offenses - Non-Forcible	1	0	0	1	0	0	0	0	0	0	0	0
Robbery	0	0	0	0	0	0	0	0	0	0	0	0
Aggravated Assault	1	2	1	1	2	0	0	0	0	0	0	0
Burglary	9	14	14	9	5	9	0	0	0	0	0	0
Motor Vehicle Theft	0	0	0	0	0	0	0	0	0	0	0	0
Arson	0	0	0	0	0	0	0	0	0	0	0	0
Domestic Assault and Battery	-	-	6	-	-	6	-	-	0	-	-	0
Stalking	-	-	0	-	-	0	-	-	1	-	-	0

ARRESTS												
	Criminal Offenses - On Campus			Criminal Offenses - On Campus Residence Halls			Criminal Offenses - Non Campus			Criminal Offenses - Public Property		
	2011	2012	2013	2011	2012	2013	2011	2012	2013	2011	2012	2013
Weapons - Carrying, Possessing, etc.	1	1	0	0	0	0	0	0	0	0	0	0
Drug Abuse Violations ²	1	3	0	1	2	0	0	0	0	0	0	0
Liquor Law Violations	1	11	0	1	11	0	0	0	0	0	0	0

²Massachusetts Decriminalized Marijuana Possession (less than 1oz) on January 2009

CAMPUS CRIME STATISTICS 2011 - 2013 (CONTINUED)

The following information is given in order to comply with the requirements of the *Jeanne Clery Disclosure of Campus Security Policy and Campus Crime Statistics Act*.

DISCIPLINARY ACTIONS												
	Criminal Offenses - On Campus			Criminal Offenses - On Campus Residence Halls			Criminal Offenses - Non Campus			Criminal Offenses - Public Property		
	2011	2012	2013	2011	2012	2013	2011	2012	2013	2011	2012	2013
Weapons - Carrying, Possessing, etc.	8	0	1	6	0	1	2	0	0	0	0	0
Drug Abuse Violations ¹	41	69	51	38	55	38	7	0	0	0	0	0
Liquor Law Violations	154	104	209	143	99	111	1	0	0	0	0	0

¹Massachusetts Decriminalized Marijuana Possession (less than 1oz) on January 2009

HATE CRIMES STATISTICS												
	Criminal Offenses - On Campus			Criminal Offenses - On Campus Residence Halls			Criminal Offenses - Non Campus			Criminal Offenses - Public Property		
	2011	2012	2013	2011	2012	2013	2011	2012	2013	2011	2012	2013
Murder/Non-Negligent Manslaughter	0	0	0	0	0	0	0	0	0	0	0	0
Negligent Manslaughter	0	0	0	0	0	0	0	0	0	0	0	0
Sex Offenses - Forcible	0	0	0	0	0	0	0	0	0	0	0	0
Sex Offenses - Non-Forcible	0	0	0	0	0	0	0	0	0	0	0	0
Robbery	0	0	0	0	0	0	0	0	0	0	0	0
Aggravated Assault	0	0	0	0	0	0	0	0	0	0	0	0
Burglary	0	0	0	0	0	0	0	0	0	0	0	0
Motor Vehicle Theft	0	0	0	0	0	0	0	0	0	0	0	0
Arson	0	0	0	0	0	0	0	0	0	0	0	0
Simple Assault	0	0	0	0	0	0	0	0	0	0	0	0
Larceny - Theft	0	0	0	0	0	0	0	0	0	0	0	0
Intimidation	1R	0	0	1R	0	0	0	0	0	0	0	0
Destruction/damage/vandalism of property	0	1E	1S	0	1E	1S	0	0	0	0	0	0

R = Race, G = Gender, REL = Religion, S = Sexual Orientation, E = Ethnicity, D = Disability, N = National Origin, I = Gender Identity

SPECIFIC INFORMATION ABOUT CLASSIFYING CRIME STATISTICS

The preceding statistics are published in accordance with the standards and guidelines used by the Federal Bureau of Investigation Uniform Crime Reporting Handbook and the federal law, the Clery Act.

The number of victims involved in a particular incident is indicated for the following crime classifications: Murder/ Non-Negligent Manslaughter, Negligent Manslaughter, Forcible and Non- Forcible Sex Offenses, Aggravated Assault. For example, if an aggravated assault occurs and there are three victims, this would be counted as three aggravated assaults in the crime statistics chart.

The number of incidents involving a particular offense is indicated for the following crime categories (includes one offense per distinct operation): Robbery, Burglary, Larceny, and Arson. For example, if five students are walking across campus together and they are robbed, this would count as one instance of robbery in the crime statistics chart.

In cases of motor vehicle theft, each vehicle stolen is counted.

In cases involving Liquor Law, Drug Abuse, and Illegal Weapons violations, each person who was arrested is indicated in the arrest statistics. If an arrest includes offenses for multiple liquor or drug abuse violations, it is only counted as a Drug Abuse Violation as that is the more egregious offense.

The statistics captured under the "Referred for Disciplinary Action" section for Liquor Law, Drug Abuse, and Illegal Weapons violations indicate the number of people who are referred to the Office of Judicial Affairs and found responsible for violating those specific laws. Being found responsible includes a referral that resulted in disciplinary action being initiated by the Office of Judicial Affairs and a record of the action being kept on file.

FSUPD Hate Crime statistics are separated by their category of prejudice. Statistics for

Hate Crimes are counted in each specific Clery reportable crime category and therefore, are part of the overall statistics reported for each year. The only exception to this is the addition of a bias motivated simple assault resulting in bodily injury; the law requires that this statistic be reported as a hate crime even though there is no requirement to report the crime in any other area of the compliance document.

SPECIFIC INFORMATION ABOUT THE CRIME STATISTICS REPORTED BY FSUPD

Unless otherwise indicated, all statistics are from incidents that were reported to FSUPD. "Reported to Other Campus Agencies" includes crime statistics from incidents reported by other university authorities (e.g. the Counseling Center). "On Campus Residence Halls" is a subset of the "On Campus" crime category. The law requires institutions to break out the number of "on campus" crimes that occur in residential facilities.



DATA FROM THE FRAMINGHAM POLICE DEPARTMENT

In compliance with the new regulation of *Jeanne Clery Disclosure of Campus Security Policy and Campus Crime Statistics*, the following reflects the contiguous geographical areas of Framingham State University owned or leased property.

This contiguous area includes the following streets: Adams Road, Barber Road, Church Street, High Street, Maple Lane, Maple Street, Maynard Road, Normal Hill Road, River Street, Salem End Road, State Street, Union Avenue, and Wood Terrace. Note the data reflects the entire streets listed, and not just the area surrounding campus. The streets are public ways in the Town of Framingham.



INVESTIGATION OF MISSING PERSONS

The Framingham State University Police Department complies with Public Law 108-21, Title II, Section 204, which is more commonly known as "Suzanne's Law". This law amends Section 3701(a) of the Crime Control Act of 1990 (42 U.S.C. 5779(a)), so that there is no waiting period before a law enforcement agency initiates an investigation of a missing person under the age of 21 and reports the missing person to the National Crime Information Center of the Department of Justice.

"Suzanne's Law" is named after Suzanne Lyall, a State University of New York at Albany student who has been missing since 1998. Previously, police were only mandated to report missing persons under the age of 18. This law, which was signed by President Bush as part of the national "Amber Alert" bill on April 30, 2003, requires police to initiate prompt investigations into missing young people.

This change in federal law will have little impact on the practices of Framingham State University Police Department because we have always been very aggressive in investigating reported missing persons. If you have any questions about Suzanne's Law, please let us know.

January 1, 2013 - December 31, 2013	
	Criminal Offenses
Murder/Non-Negligent Manslaughter	0
Negligent Manslaughter	0
Sex Offenses - Forcible	1
Sex Offense - Non-Forcible	0
Robbery	0
Aggravated Assault	0
Burglary	0
Motor Vehicle Theft	0
Arson	0
Domestic Assault and Battery	1
Stalking	0
	Arrests
Weapons - Carrying, Possessing, etc.	0
Drug Abuse Violations	0
Liquor Violations	0
	Hate Crimes
	0



FRAMINGHAM STATE UNIVERSITY POLICE SEX OFFENDER REGISTRY



Sex Offender Registry information as required under the "Jacob Wetterling Crimes Against Children and Sexually Violent Offender Registration Act".

Under the "Campus Sex Crimes Registration Act," which took effect on October 28, 2002, the Framingham State University Police Department is a repository for information concerning registered sex offenders who study, work, and/or carry on a vocation at Framingham State University.

Under the current procedures of the Commonwealth of Massachusetts Sex Offender Registry Board the only methods of obtaining sex offender information as it applies to Framingham State University requires that an individual seeking such information either apply for it in person at the "Town of Framingham Police Department" or the individual applies directly to the Massachusetts Sex Offender Registry Board.

The Massachusetts Sex Offender Registry Board which was established pursuant to Massachusetts General Laws Chapter 6, Sections 178C - 178F, classifies each registered offender into one of three categories.

- Level 1:** considered a low risk offender
- Level 2:** considered a moderate risk offender
- Level 3:** considered a high risk offender

Sex offender information is available to the public by Massachusetts Law only if the person has a duty to register, and has been classified by the Massachusetts Sex Offender Registry Board as a level 2 or level 3 offender.

Any member of the public who is 18 years of age or older may request sex offender information. Sex offender information will be provided to any person who is seeking the information for his or her own information or for the protection of a child who is under 18 or for the protection of another person for whom the requesting person has the responsibility, care, or custody.

In an effort to provide Framingham State University with the most up-to-date Sex Offender Registry Information, we are providing the web site and location of the Massachusetts Sex Offender Registry Board and the Town of Framingham Police below.

The Commonwealth of Massachusetts
Sex Offender Registry Board
P.O. Box 4547
Salem, MA 01970
Phone 978-740-6400

Framingham Police Department
508-872-1212
www.framinghampd.org

Fire Safety Report

FIRE SAFETY

The Framingham State University Police Department and Facilities Department work together with the Framingham Fire Department to ensure that Framingham State University is in compliance with all fire and life safety codes and standards.

All residence halls meet or exceed local and national fire safety codes and are equipped with modern fire alarm systems including smoke detectors and sprinkler systems. In addition, all fire extinguishers are inspected on a regular basis. Egress drills for residential students are conducted multiple times per year by the Office of Residence Life staff with the Framingham Fire Department.

The Framingham State University Office of Residence Life publishes residence hall policies regarding fire safety, fire drills, fire alarms, and escaping from fire in the annual Framingham State University *RAM Student Handbook* and in the *Guide to Residence Living*.

Smoking: All Framingham State University Academic, Administration, Athletic, and Residence Life buildings are smoke free. This includes all student rooms, hallways, and common areas.

RESIDENCE HALL FIRE PREVENTION INFORMATION

All the residence halls at Framingham State University are protected with a fire protection system. This system includes an approved fire suppression system, along with smoke detectors located in the common areas and individual rooms. These components are connected to Framingham Fire Department's central fire alarm and the monitoring system located at University Police and is monitored twenty-four hours a day.

Fire drills: Each fall and spring semester the Framingham Fire Department in conjunction with Residence Life staff conducts fire drills in each residence hall. The University requires complete evacuation of buildings

during a fire alarm. Individuals who ignore fire alarms and required evacuation are subject to serious disciplinary action.

FIRE DEFINITIONS

The following definitions are applicable to this section:

Cause of Fire: The factor or factors that give rise to a fire. The causal factor may be, but is not limited to, the result of an intentional or unintentional action, mechanical failure, or act of nature.

Fire: Any instance of open flame or other burning in a place not intended to contain the burning or in an uncontrolled manner.

Fire Drill: A supervised practice of a mandatory evacuation of a building for a fire.

Fire-Related Injury: Any instance in which a person is injured as a result of a fire, including an injury sustained from a natural or accidental cause, while involved in fire control, attempting rescue, or escaping from the dangers of a fire. The term "person" may include students, faculty, staff, visitors, firefighters, or any other individuals.

Fire-Related Death: Any instance in which a person (1) is killed as a result of a fire, including death resulting from a natural or accidental cause while involved in fire control, attempting rescue, or escaping from the dangers of a fire; or (2) dies within one year of injuries sustained as a result of a fire.

Fire-Safety System: Any mechanism or system related to the detection of a fire, the warning resulting from a fire, or the control of a fire. This may include sprinkler systems or other fire extinguishing systems; fire detection devices; stand-alone smoke alarms; devices that alert one to the presence of a fire, such as horns, bells, or strobe lights; smoke-control and reduction mechanisms; and fire doors and walls that reduce the spread of a fire.

Value of Property Damage: The estimated value of the loss of the structure and contents, in terms of the cost of replacement in like kind and quantity. This estimate should include contents damaged by fire, and related damages caused by smoke, water, and overhaul; however, it does not include indirect loss, such as business interruption.

RESIDENTIAL FIRE INCIDENT STATISTICS 2011-2013

	HORACE MANN			LARNED			LINSLEY		
	2011	2012	2013	2011	2012	2013	2011	2012	2013
Number of Fire Incidents	0	0	0	0	0	0	0	0	0
Fire Related Injuries	0	0	0	0	0	0	0	0	0
Fire Related Deaths	0	0	0	0	0	0	0	0	0
Property Damage	0	0	0	0	0	0	0	0	0

	O'CONNOR			PEIRCE			TOWERS			NORTH		
	2011	2012	2013	2011	2012	2013	2011	2012	2013	2011	2012	2013
Number of Fire Incidents	0	0	0	0	0	0	0	0	0	0	0	1
Fire Related Injuries	0	0	0	0	0	0	0	0	0	0	0	0
Fire Related Deaths	0	0	0	0	0	0	0	0	0	0	0	0
Property Damage	0	0	0	0	0	0	0	0	0	0	0	1

Campus Emergency Handbook

Dear FSU Campus Community Member:

This booklet is designed to inform all members of the Framingham State University campus community about appropriate actions in an emergency situation. Maintenance of campus safety and security is a priority for all of us. Everyone, including students, faculty, and staff, should read this booklet in advance and at least once a semester in order to keep in mind appropriate responses should the campus experience a serious emergency event. Please do not hesitate to call or write should you have any questions regarding emergency preparedness and response protocols.

Sincerely,

Brad Medeiros,

Chief of University Police

PURPOSE OF AN EMERGENCY RESPONSE PROTOCOL

A campus-based Emergency Response Protocol is necessary:

- To provide management plans and procedures that most effectively protect the health, safety, and welfare of students, faculty, staff, and the public, protect the environment, and to mitigate potential damage in the event of an emergency.
- To provide a coordinated response to emergencies that may impact members of the campus community and/or the environment while paying special attention to the safety and security needs of all.
- To provide for the essential needs of students and employees during and following an emergency.
- To coordinate training and review procedures in order to maintain a state of readiness and provide effective response should an emergency occur.
- To use critical emergency incidents, when appropriate, as teachable experiences to enhance the quality of life for all those impacted by the incident.

CAMPUS STATE OF EMERGENCY

The authority to declare a campus state of emergency rests with the President of the University or his designee as follows. During the period of any major campus emergency, the president of the University will place into effect the appropriate procedures necessary in order to meet the emergency, safeguard persons and property, and maintain educational facilities. When necessary, the President will convene the Emergency Operations Center Team (EOCT).

EMERGENCY RESPONSE

During a campus emergency, the Framingham State University Police Department will take appropriate and immediate measures necessary to meet the emergency and to protect persons and property. The Chief of University Police or designee will immediately notify the University President regarding the emergency.

The EOCT will be activated depending on the level of emergency designated by the University Police Chief or designee. The level of the emergency and instructions will be communicated with the University community through the University Police Department in conjunction with the

University's Chief of Staff/General Counsel and the President by one or all of the following:

- Campus wide e-mail
- Campus wide telephone broadcast
- FSU Alert text message and cell phone community notification system
- Public announcement (PA) systems

DEFINITION OF AN EMERGENCY

Framingham State University has defined an emergency as an event that would likely result in injury to members of the community and/or destruction to facilities and equipment. Such events include unanticipated circumstances such as fire, explosion, natural disaster, acts of violence, or release of hazardous materials. Other events may be foreseeable and there may be sufficient warning to provide for a planned response; such emergencies include forecasted storms or pandemic conditions.

Localized Emergency: Localized emergencies impact only a small part of the University community and do not impact the overall functioning of Framingham State University. A localized emergency may not require the intervention of the EOCT as a whole but may require certain members of the team to be involved as necessary. Examples include a small, localized fire, an isolated power failure, or a hazardous material spill of small proportion.

Major Emergency: A major emergency is defined as a serious emergency that completely disrupts one or more major operations of Framingham State University. The EOCT would need to make major decisions about the functioning of the University.

Disaster: A disaster is defined as a campus wide, municipal, regional, national, or global emergency that seriously impairs or halts the operation of Framingham State University. Outside public safety and other emergency services will be required but may not be immediately available. In this scenario, major

policy decisions will always be required by the EOCT.

EMERGENCIES INVOLVING HARASSMENT, VIOLENCE, OR THREATS OF VIOLENCE

Harassment, threats, and violent behavior are unacceptable and will not be tolerated at Framingham State University. All reports of harassment, intimidation, threats, and physical violence will be investigated and individuals found responsible for such actions will be subject to disciplinary action, including expulsion, termination, and prosecution.

Planning and practice are effective tools individuals may use to prevent and protect against the unlikely event of violence on campus. Preventive actions include:

- learning to recognize early warning signs
- early reporting, and intervention
- considering potential scenarios
- planning a response

Every hostile or potentially violent situation is different; threatened individuals will have to rely on their best judgment on the best course of action, given the unique situation. Your own safety and the safety of others are the top priority.

Harassment

Do not ignore harassing behavior, which is defined as behavior that causes alarm or concern for the safety of oneself or others. Report concerns to your supervisor or, if the individual exhibiting such behavior is a student, to the Dean of Students. Any time a person believes that violence is imminent, University Police should be called. Treat all threats or rumors of violence as serious. Call University Police if you observe a weapon, are informed of someone on campus in possession of a weapon, or informed of someone's intent to bring weapons to campus.

Every situation is different and the threatened individual will have to rely on his or her best judgment as to the best course of action. Your own safety and the safety of others are the top priority. General guidelines include:

- Do not tolerate verbal or physical harassment from anyone. Do not give out personal information about yourself or others (co-workers or students). Information you should protect include your home address, class schedule, or telephone number.
- Those using web-based social networking sites such as Facebook, Twitter, and Instagram should not include private information such as phone numbers and addresses in profiles.
- Report civil protection orders (“No Contact Orders”, “Restraining Orders” or “Harassment Prevention Orders”) to University Police. The University Police Department will request a copy of the order.

If you encounter a stranger whose actions appear to be suspicious:

- Establish eye contact and ask if you can help him or her.
- Do not physically confront the person. Keep a safe distance.
- Do not let anyone block your access to an exit.
- Do not let anyone into a locked building or office.
- Do not block the person’s access to an exit.
- Note the person’s travel direction, clothing, body type (weight and height), sex, race, approximate age, jewelry worn, any visible scars, identifying body marks, body piercing, tattoos, etc.

Active Shooter Incident

If someone has entered an area and has started shooting a firearm, the following actions are recommended. These guidelines are recommendations only. Individuals may have to act in ways different from those outlined here.

- If possible, exit the building immediately.
- Notify anyone you may encounter to exit the building immediately.
- Unless otherwise indicated by emergency response personnel, report to your building assembly area (see evacuation plan). This should be done only if it is reasonably safe to do so. Otherwise, it may be better to leave the campus.
- Call 4911 from any campus phone; from a cell phone dial 508-626-4911. Give the dispatcher the following information:
 - Your name and location.
 - Location of the incident (be as specific as possible).
 - Number of shooters (if known).
 - Identification or description of shooter.
 - Number of persons who may be involved.

If you are directly involved and exiting the building is not possible, the following actions are recommended:

- Go to the nearest room or office.
- Close and lock the door.
- Cover the door windows. Keep quiet and act as if no one is in the room.
- Do not answer the door.
- Notify University Police at 4911 (from a cell phone dial 508-626-4911).

- Give the dispatcher the following information:
 - Your name and location (be as specific as possible).
 - Number of shooters (if known).
 - Identification or description of shooter.
 - Number of persons who may be involved.

Wait for local police or University Police to assist you out of the building.

If you find yourself directly confronted with an armed individual who is threatening to commit or has committed violence, the following guidelines should be used to the extent possible and warranted by the circumstances of the situation:

- Remain as calm as possible; be cooperative and patient.
- Remember that time is your best weapon; offer to listen.
- Don't judge or argue with perceptions.
- Treat each concern as important and valid. A person in crisis will only respond to someone who is willing to listen and who understands, is respectful, and non-threatening.
- Maintain polite eye contact; keep gestures and body language open and non-threatening. Use a low, soft, slow voice when you speak. Do not make sudden moves--request permission of the person before you make any moves.
- Be truthful--to lose credibility can be catastrophic. Assure the person you will do everything you can to resolve his/her grievances in a fair manner.
- Ask the aggrieved party to suggest a solution. A person in crisis will be more accepting of a solution that he or she has helped formulate.
- Always look for a win-win outcome.

Retaining dignity (saving face) is paramount to the person in crisis.

- Be observant. Note as much as possible about the aggressor, including type and number of weapons, state of mind, and what was said. Pay attention to details about the space you are in. If you are released or decide you must escape, this information may be needed by police to ensure the safety of others.

Bomb Threat

If you receive a bomb threat over the telephone:

- Be calm--do not panic.
- On display-type telephones, note the number from where the call is coming. Note the exact time of the call.
- Write down as accurately as possible the statements made.
- Listen to the voice to determine, if possible, the sex and age of the caller and note any identifying attributes such as an accent, a lisp, or a background noise. Attempt to question the caller.
- Immediately notify your supervisor and the University Police Department at 4911. Complete a Bomb Threat report form, available from University Police. The on-duty University Police shift supervisor will direct the following: notify the appropriate responders (Fire Department, Framingham Police Department) and campus staff (President's Office, Dean's Office).

If a bomb threat is received, University Police, in conjunction with other emergency responders as appropriate, will conduct a thorough search of the campus or specific area under threat. The following procedures are followed in order to conduct such a search:

- The University Police department shift supervisor will direct the search in such a manner that all area of the threatened facility is methodically searched.

- All available University Police officers will be dispatched to conduct a discreet search of the location involved.
- Maintenance personnel will be asked to assist in the search on a volunteer basis.
- Radios will not be transmitted within 500 feet of the threatened facility. A location outside the area will be designated for pre-search instruction and searchers can monitor their radios for instructions during the search.
- The search will include all rooms, locked and unlocked (unless otherwise directed by the University Police Department shift supervisor), all unlocked cabinet doors and drawers, classroom furniture, trash receptacles, shelves and ledges, and all other unsealed containers (boxes and crates).
- If a suspicious item is discovered, it will not be touched or moved. University Police will coordinate the securing of a safe perimeter pending the arrival of personnel equipped and trained to remove the threat.
- Inform University Police of any incident involving overt threats or acts of violence.
- Notify the Dean of Students if a student's disturbing behavior is ongoing or is disruptive of the teaching and learning environment of the classroom.

Contaminated Mailings

Campus and non-campus based mail and delivery services may be used to distribute toxic or lethal materials such as Anthrax. Some characteristics of suspicious packages and letters include the following:

- Excessive postage
- Handwritten or poorly typed addresses
- Incorrect titles
- Title, but no name
- Misspellings of common words
- Oily stains, discoloration, or odor
- No return address
- Excessive weight
- Lopsided or uneven envelope
- Excessive security material such as masking tape, string, etc.
- Restrictive terms such as "Personal "or "Confidential "or a state postmark that does not match the return address

If you receive a package you feel to be suspicious:

- Do not shake or empty the contents of any suspicious envelope or package.
- Place the envelope or package in a plastic bag or some other type of container to prevent leakage of contents.
- If you do not have any container, COVER the envelope or package with anything (e.g., clothing, paper, trash can, etc.) and do not remove this cover.

Threatening Behavior and Classroom Disturbances

Behavior that is clearly intended to pose a threat to self or others is not tolerated at Framingham State University. Report such disturbances to University Police immediately:

- Be prepared to give a description of the person or persons causing the disturbance.
- Gather key details of what happened.

If the disturbance is in a classroom, faculty can take the following actions:

- If safe to do so, the disruptive person(s) should be told to leave the classroom.
- If the safety of the others is threatened, dismiss the class; ask students to leave the room in an orderly manner.

- Leave the room and CLOSE the door or section off the area to prevent others from entering.
- Call the University Police.
- Wash your hands with soap and water to prevent spreading any contaminant to your face.
- Remove heavily contaminated clothing as soon as possible and place in a plastic bag or some other container that can be sealed. This clothing bag should be given to the emergency responders for proper handling. SHOWER with soap and water as soon as possible. Do not use bleach or other disinfectant on your skin.
- List all people who were in the room or area when this suspicious letter or package was received. Give this list to law enforcement officials for follow-up investigations and advice.
- Note: Anthrax organisms can cause infection in the skin, gastrointestinal system, or the lungs. To do so, the organism must be rubbed into abraded skin, swallowed, or inhaled as a fine, aerosolized mist. Disease can be prevented after exposure to the anthrax spores by early treatment with the appropriate antibiotics. Anthrax is not spread from one person to another.
- If you have reason to believe that a room or area on campus has been contaminated by AEROSOLIZATION (a small device triggered, warning that air-handling system is contaminated, or warning that a biological agent has been released in a public space):
 - Turn off all local fans or ventilation units in the area.
 - LEAVE the area immediately.
 - CLOSE the door or section off the area to prevent others from entering (i.e., keep others away).
 - Report the incident to University Police and your supervisor.

- List all people who were in the room or area. Give this list to law enforcement officials for further investigation.

See the Centers for Disease Control web site on Emergency Preparedness for more Anthrax information;

www.emergency.cdc.gov/preparedness/

EMERGENCIES RESULTING FROM ACCIDENT, POWER OUTAGE, OR FIRE

Aircraft Crash

The following procedures should be followed should an aircraft crash on the campus:

- Immediately take cover under tables or desks and remain clear of all windows to protect against debris until mass movement stops.
- Activate the nearest fire alarm pull station and evacuate the building quickly, following the established routes and procedures if possible. Even if fire or explosion does not occur on impact, the threat of fire or explosion remains and individuals should respond accordingly.
- Assemble at the pre-designated assembly point if it is safe to do so or proceed to an alternate assembly point as directed by University Police or other emergency response personnel. Wait at the safe assembly point until otherwise directed.
- If required, a campus wide evacuation will be conducted when it is safe to do so without complicating the emergency response.

Persons who are trapped and unable to evacuate a building should:

- Alert emergency search and rescue crews or anyone within shouting distance of your location.
- If a telephone is available, attempt to call University Police at extension 4911 (or 508-626-4911 from a cell phone) and report your location.

- If a window is accessible, place an article of clothing or other signal in the window to alert rescuers to your location. Whistle, shout, use any object at hand to pound on a wall or door to make noise at regular intervals to alert rescuers to your location.
- Stay low, near the floor. During a fire the air nearest the floor will contain the least smoke, contaminants, and heat.
- If you are injured, tend to your wounds.
- Remember, the first priority during any emergency is life safety. Help is on the way.

If an airplane crashes near campus:

- The campus may be used as a staging area or command post by emergency responders.
- Keep campus access roads open and remain clear of the command post and responders.
- Follow building evacuation plans.
- Wait at designated assembly points until receiving further instructions from a campus official or emergency responder.

Power Failure

If there is a large-scale power failure, you should do the following:

- Contact University Police at 4911 from any telephone on campus (or 508-626-4911 from a cell phone) and give your name, telephone number, location, and nature of the emergency.
- University Police will notify appropriate university officials.
- Representatives of the Facilities Management Department will verify the failure and its cause.
- In cases where power failures will affect classes, residence halls, or other university activities for extended periods,

the University EOCT will be notified to respond to campus.

Fire

Fire and the associated dangers of smoke, structural damage, or toxic releases can pose serious threats of injury and death to faculty, students, staff, visitors, and emergency personnel. **DO NOT TRY TO FIGHT A FIRE UNLESS YOU HAVE RECEIVED TRAINING IN HOW TO SAFELY DO SO.** In order to control a fire and minimize its damage, the following steps should be taken immediately:

- Leave the area at once.
- Pull the fire alarm.
- Alert other people in the area and instruct them to leave the building.
- Close, **DO NOT LOCK**, all doors and windows if you can safely do so to help contain the fire.
- Stay as low as possible to avoid smoke and heat.
- Evacuate the building calmly, but quickly, following evacuation and assembly procedures posted in the building (see Evacuation Plan).
- Do not use elevators.
- Go directly to the designated assembly area and await additional instructions.
- Report anyone who is missing and who was in your classroom or area when the evacuation began to the University Police or Residence Life staff.
- Remain at the assembly area until you are instructed how to proceed by the University Police or Framingham Fire Department official.

If Trapped:

- Alert emergency responders of your location by whistling, shouting, or using an object to beat on walls or floor in a rhythmic manner.

- If a telephone is available, call extension 4911 (or 508-626-4911 from a cell phone) and notify University Police of your location. You may also place an article of clothing or other device to use as a signal in a window, if a window is available.
- Stuff material in door cracks to minimize smoke and try to stay low near the floor where heat, smoke, and contaminants may be less.
- If you are injured, tend to injuries.

GENERAL MEDICAL EMERGENCIES

A medical emergency can occur anywhere on campus. The reaction of the victim or those around him/her can ensure quick arrival of trained emergency personnel. What to do if someone is injured or becomes ill:

- Stay calm.
- Dial 4911 (or 508-626-4911 from a cell phone) and explain the type of emergency, the location of the victim, and the condition of the victim. Let the dispatcher know of any safety hazards—chemical spill, fire, fumes, etc. Be sure to tell the dispatcher if the person is unconscious, not breathing, is bleeding profusely, or has chest pain. These all cause the dispatcher to summon an ambulance.
- Do not hang up unless told to do so by the dispatcher.
- Do not move the victim unless there is danger of further injury if he/she is not moved.
- Do not give the victim anything to eat or drink.

University Police officers are trained as Massachusetts First Responders. All officers receive annual re-certification in First Aid and CPR and use of the department's Automatic External Defibrillators (AED).

Accidental Poisoning

Call University Police immediately in the case of poisoning:

- Try to provide information about what material may have caused the poisoning. Have the container or data sheet available for emergency responders.
- While officers respond quickly on campus, someone in the area can call the Poison Control Center at 1-800-222-1222 for further instructions.

These procedures are taken from the American Association of Poison Control Centers (www.aapcc.org).

Animal Bites

A bite from any animal, wild or domesticated, constitutes a localized emergency. As soon as possible after injury, report the bite to University Police and to the area supervisor. Take the following actions to minimize the effects of the injury:

- Control bleeding by the application of continuous pressure for 5-10 minutes.
- Wash all wounds immediately with soap or detergent solution and a high volume of water for at least 5 minutes. Primate bites require special care. Scrub with an antiseptic solution if available for 15 minutes under running water.
- Seek follow-up medical care.

EMERGENCIES RESULTING FROM NATURAL FORCES

Earthquake

Earthquakes are one of the most potentially damaging emergencies the campus could face. The potential coexistence of other disasters with earthquakes, such as fires, natural gas line ruptures, power outages, and ground failures add to the potential for catastrophic damage to campus and the surrounding area. Organizations are expected to be self-sufficient up to three days following a major earthquake without

government agency or utility company response. In the event of an earthquake:

If Inside:

- Take cover under a desk or table and hold on. If your cover moves, move with it. Brace in a doorway if cover is not available—be cautious of swinging doors and people traffic. Avoid outside or high-use doorways.
- Stay away from windows and objects that could fall.
- If in a theater or lecture hall, stay in your seat or get under it, if possible. Protect your head with your arms.
- When shaking stops, move cautiously outside. Be careful of falling building materials or uneven ground. When outside, move away from the building.
- Proceed to a designated assembly point, or if unsafe, an alternate assembly point. Remain for further instruction.
- Instructors and supervisors:
 - Notify University Police of anyone unaccounted for from your area.

DO NOT GO BACK INTO THE BUILDING WITHOUT AUTHORIZATION!

If Outside:

- Move away from buildings, overhead lines, poles, or other objects that could fall or move abruptly (vehicles and equipment).
- Get low to the ground and protect your head with your arms.

Always:

- Proceed to the designated assembly area and WAIT.
- Be prepared for after-shocks.
- If you suspect gas, electrical, or other

problems, notify campus officials.

Flood

If you encounter high water, do the following:

- Move immediately to higher ground.
- Do not get under tall trees during rainstorms; lightning may strike.
- Avoid fast flowing water whether on foot or in a vehicle (water depth is not always obvious).
- Avoid contact with and DO NOT USE electrical devices.
- Be especially careful with high water at night as darkness may hide other hazards.

Tornado Warning

When a tornado warning is issued by the National Weather Service, University Police will activate the emergency notification system(s). All individuals on campus should proceed to the nearest designated shelter. Persons already in a building should stay in that building and go to the nearest designated shelter area. Those outside should immediately enter the nearest building and proceed to the nearest designated shelter area. Note: only resident students have card access to the residence hall to which they are assigned. During a tornado or other weather crisis, persons who are not resident students or students who are not near their residence halls should seek shelter in classroom or administrative buildings.

During a tornado emergency, faculty members and supervisory personnel will:

- Direct occupants to proceed in a quick and orderly manner to the nearest designated shelter area in the building.
- Instruct occupants not to leave the building.
- Turn off all lights and electronic equipment in the room.

- Provide assistance to persons with disabilities if necessary.

All others should:

- Proceed to the nearest designated shelter area in the building by the closest route.
- Move quickly but in an orderly manner so that all may arrive safely.
- Take a seat in the shelter area.
- Residence hall residents will follow the specific residence hall guidelines for a tornado warning.

Places to avoid during a tornado emergency include:

- All outside walls, elevators, and windows of buildings.
- Any low-lying area that could flood.
- Vehicle—these should not be used for shelter.
- Building areas with a large roof span.

Remain in the shelter until the tornado warning is over. There is no “all clear” signal given. Listen to a radio or television station to determine when the threat has passed, or call University Police.

Emergency Evacuation Plans For Campus Buildings

The following instructions apply to evacuation of ALL campus buildings:

- When leaving, do not stop to gather personal belongings other than key and immediate essentials.
- Do not open any door if it feels hot. If you are inside a room and cannot exit the building, open a window, and signal for help. Do not panic. Do not jump.
- If you are able to exit, open curtains, leave lights on and close door.
- When descending stairs, use the handrail and stay on the right-hand side in order to allow passage on the left-hand side for the fire department.
- Only re-enter building when told to do so by a uniformed University Police officer.
- When exiting a building due to emergency, keep all roadways and walkways clear to allow access of emergency personnel.

The following instructions apply to evacuation of SPECIFIC campus buildings:

CORINNE HALL TOWERS	<ul style="list-style-type: none"> ▪ When fire alarm sounds, an audible alarm will sound throughout the entire building. DO NOT EVACUATE immediately. ▪ Occupants should listen carefully for verbal, spoken instructions via the emergency communication device. The instructions will notify all occupants if they are to evacuate the building. ▪ In the event of evacuation, walk to the nearest stairwell. ▪ DO NOT USE ELEVATOR. ▪ When leaving, do not stop to gather personal belongings, other than key and immediate essentials. ▪ Close door. ▪ When descending stairs, use the handrail and stay on the right-hand side in order to allow passage on the left-hand side for the fire department. ▪ Move quickly to Larned Hall deck. Keep streets, fire lines, hydrant areas, and walkways clear for emergency vehicles and personnel. ▪ Only re-enter building when told to do so by a uniformed officer of the University Police Department.
----------------------------	---

<p>MCCARTHY CENTER</p>	<ul style="list-style-type: none"> ▪ When fire alarm sounds, immediately walk to nearest stairwell. ▪ DO NOT USE ELEVATOR. ▪ When leaving your office, take only your wallets and handbags. Do not stop to gather other personal belongings. ▪ Close, but do not lock doors. ▪ When descending stairs, use the handrail and stay on the right-hand side in order to allow passage on the left-hand side for the fire department. ▪ Move quickly to the grassy area in front of Crocker or to the rear parking lot. Keep streets, fire lines, hydrant areas, and walkways clear for emergency vehicles and personnel. ▪ Only re-enter building when told to do so by a uniformed officer of the University Police Department.
<p>CROCKER HALL</p>	<ul style="list-style-type: none"> ▪ When fire alarm sounds, immediately walk to nearest side staircases. Center staircases do not exit to outside. ▪ When leaving your office, take only your wallets and handbags. Do not stop to gather other personal belongings. ▪ Close, but do not lock doors. ▪ When descending stairs, use the handrail and stay on the right-hand side in order to allow passage on the left-hand side for the fire department. ▪ Move quickly to Crocker Grove. Keep streets, fire lines, hydrant areas, and walkways clear for emergency vehicles and personnel. ▪ Only re-enter building when told to do so by a uniformed officer of the University Police Department.
<p>HEMENWAY HALL</p>	<ul style="list-style-type: none"> ▪ When fire alarm sounds, immediately walk to nearest stairwell. ▪ If fire or emergency is in hallway, the rear doors of classrooms and laboratories shall be used to allow passage to a different stairwell. ▪ DO NOT USE ELEVATOR. ▪ When leaving an office, take only your wallets and handbags. Do not stop to gather other personal belongings. ▪ When leaving a classroom, take your belongings. ▪ Close, but do not lock doors. ▪ When descending stairs, use the handrail and stay on the right-hand side in order to allow passage on the left-hand side for the fire department. ▪ Move quickly to either Crocker Grove or Larned patio. Keep streets, fire lines, hydrant areas, and walkways clear for emergency vehicles and personnel. ▪ Only re-enter building when told to do so by a uniformed officer of the University Police Department.

<p>HORACE MANN</p>	<ul style="list-style-type: none"> ▪ When fire alarm sounds, immediately walk to nearest side staircases. Center staircases do not exit to outside. ▪ When leaving your office, take only your wallets and handbags. Do not stop to gather other personal belongings. ▪ Close, but do not lock doors. ▪ When descending stairs, use the handrail and stay on the right-hand side in order to allow passage on the left-hand side for the fire department. ▪ Move quickly to Crocker Grove. Keep streets, fire lines, hydrant areas, and walkways clear for emergency vehicles and personnel. ▪ Only re-enter building when told to do so by a uniformed officer of the University Police Department.
<p>LARNED HALL</p>	<ul style="list-style-type: none"> ▪ When fire alarm sounds, immediately walk to nearest stairwell. ▪ DO NOT USE ELEVATOR. ▪ When leaving, do not stop to gather personal belongings, other than key and immediate essentials. ▪ Close door. ▪ When descending stairs, use the handrail and stay on the right-hand side in order to allow passage on the left-hand side for the fire department. ▪ Move quickly to either of the sidewalks leading to the Library. Keep streets, fire lines, hydrant areas, and walkways clear for emergency vehicles and personnel. ▪ Only re-enter building when told to do so by a uniformed officer of the University Police Department.
<p>LINSLEY HALL</p>	<ul style="list-style-type: none"> ▪ When fire alarm sounds, immediately walk to nearest stairwell. ▪ DO NOT USE ELEVATOR. ▪ When leaving, do not stop to gather personal belongings, other than key and immediate essentials. ▪ Close door. ▪ When descending stairs, use the handrail and stay on the right-hand side in order to allow passage on the left-hand side for the fire department. ▪ Move quickly across Adams Road. Keep streets, fire lines, hydrant areas, and walkways clear for emergency vehicles and personnel. ▪ Only re-enter building when told to do so by a uniformed officer of the University Police Department.

<p>NORTH HALL</p>	<ul style="list-style-type: none"> ▪ When fire alarm sounds, immediately walk to nearest stairwell. ▪ DO NOT USE ELEVATOR. ▪ When leaving, do not stop to gather personal belongings, other than key and immediate essentials. ▪ Close, but do not lock door. ▪ When descending stairs, use the handrail and stay on the right-hand side in order to allow passage on the left-hand side for the fire department. ▪ Move quickly to the open space out front of North Hall. Keep streets, fire lines, hydrant areas, and walkways clear for emergency vehicles and personnel. ▪ Only re-enter building when told to do so by a uniformed officer of the University Police Department.
<p>MAY HALL</p>	<ul style="list-style-type: none"> ▪ When fire alarm sounds, immediately walk to nearest stairwell. ▪ Exit is on first floor, not at Ground level. ▪ DO NOT USE ELEVATOR. ▪ When leaving an office, take only your wallets and handbags. Do not stop to gather other personal belongings. ▪ When leaving a classroom, take your belongings. ▪ Close, but do not lock doors. ▪ When descending stairs, use the handrail and stay on the right-hand side in order to allow passage on the left-hand side for the fire department. ▪ Move quickly to the grassy area in front of May Hall. Keep streets, fire lines, hydrant areas, and walkways clear for emergency vehicles and personnel. ▪ Only re-enter building when told to do so by a uniformed officer of the University Police Department.
<p>O'CONNOR HALL</p>	<ul style="list-style-type: none"> ▪ When fire alarm sounds, immediately walk to nearest stairwell. ▪ When leaving your office, take only your wallets and handbags. Do not stop to gather other personal belongings. ▪ Close, but do not lock doors. ▪ When descending stairs, use the handrail and stay on the right-hand side in order to allow passage on the left-hand side for the fire department. ▪ Move quickly to Crocker Grove. Keep streets, fire lines, hydrant areas, and walkways clear for emergency vehicles and personnel. ▪ Only re-enter building when told to do so by a uniformed officer of the University Police Department.

<p>PEIRCE ANNEX</p>	<ul style="list-style-type: none"> ▪ When fire alarm sounds, immediately walk to nearest side staircases. Center staircases do not exit to outside. ▪ When leaving your office, take only your wallets and handbags. Do not stop to gather other personal belongings. ▪ Close, but do not lock doors. ▪ When descending stairs, use the handrail and stay on the right-hand side in order to allow passage on the left-hand side for the fire department. ▪ Move quickly to Crocker Grove. Keep streets, fire lines, hydrant areas, and walkways clear for emergency vehicles and personnel. ▪ Only re-enter building when told to do so by a uniformed officer of the University Police Department.
<p>PEIRCE HALL</p>	<ul style="list-style-type: none"> ▪ When fire alarm sounds, immediately walk to nearest side staircases. Center staircases do not exit to outside. ▪ When leaving your office, take only your wallets and handbags. Do not stop to gather other personal belongings. ▪ Close, but do not lock doors. ▪ When descending stairs, use the handrail and stay on the right-hand side in order to allow passage on the left-hand side for the fire department. ▪ Move quickly to Crocker Grove. Keep streets, fire lines, hydrant areas, and walkways clear for emergency vehicles and personnel. ▪ Only re-enter building when told to do so by a uniformed officer of the University Police Department.
<p>WHITTEMORE LIBRARY</p>	<ul style="list-style-type: none"> ▪ When fire alarm sounds, immediately walk to nearest stairwell. ▪ If fire or emergency is in hallway, the rear doors of classrooms and offices shall be used to allow passage to a different stairwell. ▪ DO NOT USE ELEVATOR. ▪ When leaving an office, take only your wallets and handbags. Do not stop to gather other personal belongings. ▪ When leaving a classroom, take your belongings. ▪ Close, but do not lock doors. ▪ When descending stairs, use the handrail and stay on the right-hand side in order to allow passage on the left-hand side for the fire department. ▪ Move quickly to the grassy area in front of Library. Keep streets, fire lines, hydrant areas, and walkways clear for emergency vehicles and personnel. ▪ Only re-enter building when told to do so by a uniformed officer of the University Police Department.

<p>DWIGHT HALL</p>	<ul style="list-style-type: none"> ▪ When fire alarm sounds, immediately walk to nearest stairwell. ▪ DO NOT USE ELEVATOR. ▪ When leaving an office, take only your wallets and handbags. Do not stop to gather other personal belongings. ▪ When leaving a classroom, take your belongings. ▪ Close, but do not lock doors. ▪ When descending stairs, use the handrail and stay on the right-hand side in order to allow passage on the left-hand side for the fire department. ▪ Move quickly to Crocker Grove. Keep streets, fire lines, hydrant areas, and walkways clear for emergency vehicles and personnel. ▪ Only re-enter building when told to do so by a uniformed officer of the University Police Department.
<p>ATHLETIC FACILITY</p>	<ul style="list-style-type: none"> ▪ When fire alarm sounds, immediately walk to nearest stairwell. ▪ DO NOT USE ELEVATOR. ▪ When leaving, take only your wallets and handbags. Do not stop to gather other personal belongings. ▪ Close, but do not lock doors. ▪ When descending stairs, use the handrail and stay on the right-hand side in order to allow passage on the left-hand side for the fire department. ▪ Move quickly to Crocker Grove. Keep streets, fire lines, hydrant areas, and walkways clear for emergency vehicles and personnel. ▪ Only re-enter building when told to do so by a uniformed officer of the University Police Department.
<p>ECUMENICAL CENTER</p>	<ul style="list-style-type: none"> ▪ When fire alarm sounds, immediately walk to nearest exit. ▪ Take your personal belongings. ▪ Move quickly to Church Street parking lot. ▪ Keep streets, fire lanes, hydrant areas, and walkways clear for emergency vehicles and personnel. ▪ Only re-enter building when told to do so by a uniformed officer of the University Police Department.
<p>FOSTER HALL</p>	<ul style="list-style-type: none"> ▪ When fire alarm sounds, immediately walk to nearest exit. ▪ Take your personal belongings. ▪ Move quickly to McCarthy Center deck. ▪ Keep streets, fire lanes, hydrant areas, and walkways clear for emergency vehicles and personnel. ▪ Only re-enter building when told to do so by a uniformed officer of the University Police Department.

<p>FACILITIES HOUSE</p>	<ul style="list-style-type: none"> ▪ When an emergency is declared, walk to nearest exit. ▪ When leaving an office, take only your wallets and handbags. Do not stop to gather other personal belongings. ▪ Close, but do not lock doors. ▪ When descending stairs, use the handrail. ▪ Move quickly to the parking area by the Ecumenical Center ▪ Keep streets, fire lines, hydrant areas, and walkways clear for emergency vehicles and personnel. ▪ Only re-enter building when told to do so by a uniformed officer of the University Police Department.
<p>ADVANCEMENT HOUSE</p>	<ul style="list-style-type: none"> ▪ When an emergency is declared, walk to nearest exit. ▪ When leaving an office, take only your wallets and handbags. Do not stop to gather other personal belongings. ▪ Close, but do not lock doors. ▪ When descending stairs, use the handrail. ▪ Move quickly to the end of Adams Road. ▪ Keep streets, fire lines, hydrant areas, and walkways clear for emergency vehicles and personnel. ▪ Only re-enter building when told to do so by a uniformed officer of the University Police Department.
<p>COMMUNITY EDUCATION CENTER (Jonathan Maynard Building)</p>	<ul style="list-style-type: none"> ▪ When fire alarm sounds, immediately walk to nearest side staircases. ▪ When leaving office or classroom, take only your wallets and handbags. Do not stop to gather other personal belongings. ▪ Close, but do not lock doors. ▪ When descending stairs, use the handrail and stay on the right-hand side in order to allow passage on the left-hand side for the fire department. ▪ Move quickly to the rear of the parking lot. Keep streets, fire lines, hydrant areas, and walkways clear for emergency vehicles and personnel. ▪ Only re-enter building when told to do so by a uniformed officer of the University Police Department.
<p>HONORS HOUSE</p>	<ul style="list-style-type: none"> ▪ When fire alarm sounds, walk to nearest exit. ▪ When leaving an office, take only your wallets and handbags. Do not stop to gather other personal belongings. ▪ Close, but do not lock doors. ▪ When descending stairs, use the handrail. ▪ Move quickly to the grassy area behind North Hall. ▪ Keep streets, fire lines, hydrant areas, and walkways clear for emergency vehicles and personnel. ▪ Only re-enter building when told to do so by a uniformed officer of the University Police Department.

<p>WELCOME CENTER</p>	<ul style="list-style-type: none"> ▪ When fire alarm sounds, walk to nearest exit. ▪ When leaving an office, take only your wallets and handbags. Do not stop to gather other personal belongings. ▪ Close, but do not lock doors. ▪ When descending stairs, use the handrail. ▪ Move quickly to the rear parking area. ▪ Keep streets, fire lines, hydrant areas, and walkways clear for emergency vehicles and personnel. ▪ Only re-enter building when told to do so by a uniformed officer of the University Police Department.
<p>PRESIDENT'S RESIDENCE</p>	<ul style="list-style-type: none"> ▪ When an emergency is declared, walk to nearest exit. ▪ Take only your wallets and handbags. Do not stop to gather other personal belongings. ▪ Close, but do not lock doors. ▪ When descending stairs, use the handrail. ▪ Move quickly to the Advancement Office, 43 Adams Rd. ▪ Keep streets, fire lines, hydrant areas, and walkways clear for emergency vehicles and personnel. ▪ Only re-enter building when told to do so by a uniformed officer of the University Police Department.
<p>550 UNION AVENUE</p>	<ul style="list-style-type: none"> ▪ When an emergency is declared or water gong tolls, walk to nearest exit. ▪ Take only your wallets. Do not stop to gather other personal belongings. ▪ Close, but do not lock doors. ▪ When descending stairs, use the handrail. ▪ Move quickly to the rear of the parking lot. ▪ Keep streets, fire lines, hydrant areas, and walkways clear for emergency vehicles and personnel. ▪ Only re-enter building when told to do so by a uniformed officer of the University Police Department.
<p>POWER/BOILER PLANT</p>	<ul style="list-style-type: none"> ▪ When fire alarm sounds, ALL EXCEPT OPERATOR ON DUTY will walk to nearest exit. ▪ Gather outside at bottom of stairway leading to Dwight Hall. ▪ OPERATOR ON DUTY WILL REMAIN IN PLACE AND CONTINUE OPERATIONS UNLESS IMMEDIATE THREAT OF DANGER ▪ IN THE EVENT OF IMMEDIATE THREAT, OPERATOR WILL ENGAGE THE EMERGENCY ALL-STOP BUTTON TO SHUT DOWN ALL BOILER PLANT OPERATIONS as completely as possible if able to do so, personal safety is first priority. ▪ Do not stop to gather other personal belongings. ▪ When descending stairs, use the handrail. ▪ Keep streets, fire lines, hydrant areas, and walkways clear for emergency vehicles and personnel. ▪ Only re-enter building when told to do so by a uniformed officer of the University Police Department.

LOCK DOWN PROCEDURES

Common Terminology: A "Lock-Down" condition is initiated for weapons related violence, usually involving the presence of an emotionally disturbed person or persons who are threatening, have committed, or are in the process of committing, violent acts.

Lock-Down is a baseline plan designed to deny the attacker access to potential victims. There is no one magic solution to cover all situations and scenarios; members of the campus community are encouraged to "think on their feet." Lock-Down applies to everyone: faculty, staff, students, administrators, and guests of the University.

Any member of the campus community who believes weapon related violence is taking place should dial 911 (or 508-626-4911 from a cell phone) immediately.

Lock-Down announcements can be made by FSU Alert, a campus-wide emergency notification system, and by police cruiser public announcement (PA) systems or hand-held bullhorns.

Once a Lock-Down order is given:

- Immediately lock classroom or office door.
- Shut lights off, turn monitors off.
- Help students remain calm and caution them to remain completely quiet.
- Maintain your attendance of those you have in your area.
- Ensure everyone remains in a safe spot out of view from both exterior and interior windows.
- Faculty, staff, and students outside should pay attention to police PA system.
- Keep cover and concealment in mind.
- If you are attacked directly, scatter.
- Lock-Down protocol supersedes standard Fire Alarm evacuation

procedures. Ignore the Fire Alarm unless evidence of fire is apparent (you see smoke or fire). This is a "think on your feet" moment.

Police Response:

- Lock-Down buys a handful of minutes for police to take action.
- Outer perimeter of the campus will be established and secured.
- Police will arrive and form a contact team.
- Police will make rapid entry to aggressively address the threat-- stay out of the way.
- Police will move directly to the violence, past injured people (they will be cared for as soon as possible).

Situation Resolved:

- Unlock or evacuation will begin when situation is resolved or stabilized.
- Be prepared for Lock-Down to last hours.
- Unlock teams consisting of University Police and other law enforcement agencies will open your doors, inspect occupants of the room, and give further instructions.
- Staging areas for medical triage will be established for treating injured.

This Lock-Down plan remains fluid and may be changed during an emergency. All Community members should immediately dial 911 (or 508-626-4911 from a cell phone) any time weapons-related violence is taking place.

DISTINCTION BETWEEN "LOCKDOWNS" AND "SHELTER IN PLACE"

LOCKDOWNS: A lockdown occurs when occupants of the University are directed to remain confined to a room/area with specific procedures to follow regarding locking of

doors, closing of windows/shades, seeking cover, etc. This procedure is implemented when a criminal element is believed to be on the premises and officials expect that these measures will minimize risk exposure of the occupants to the criminal element. Lockdowns necessitate a law enforcement response and immediate intervention. While responsibility for determining an immediate lockdown rests primarily with that University Police, both the University officials and law enforcement officials are strongly encouraged to confer with one another during this process. This will help ensure safe and efficient handling of University lockdown events.

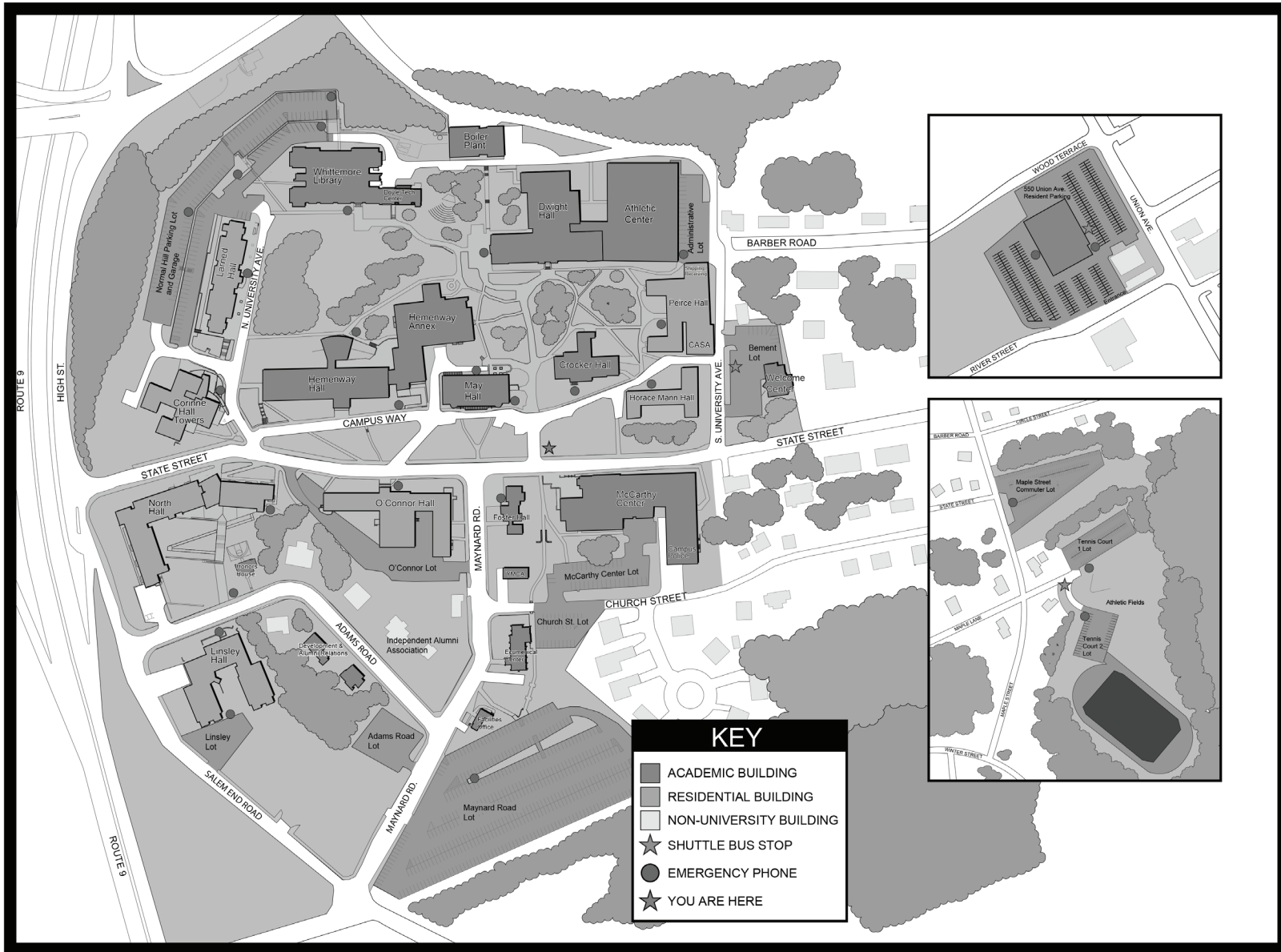
SHELTER IN PLACE: Sheltering in place is similar to lockdown in that the occupants are to remain on the premises, but may require that they be moved to a different part of the University due to an environmental event taking place outside of the University, for example the release of a chemical cloud from a nearby incident, power lines down, hurricane or weather related emergency. To evacuate the occupants may put them at greater risk than sheltering them within the University. However, it may be prudent to move all of the occupants to another part of the University to further minimize the risk of exposure.

OTHER SOURCES OF INFORMATION ON CAMPUS

In addition to the information contained in this pamphlet, the *Ram Student Handbook* and the *Guide to Residence Living* are both excellent resources with more detailed information about what is expected from students, faculty, staff and guests of the University. Consider these publications as guides for a productive experience at Framingham State University. New and returning students have opportunities to discuss issues of safety and security during Orientation programs with advisors, and at residence hall meetings. A variety of programs are held throughout the year for students, faculty, and staff dealing with a range of issues including alcohol and drug abuse, sexual assault, acquaintance rape, domestic violence, emergency procedures, and many other safety and security-related topics. The student newspaper, *The Gatepost*, carries weekly updates on Framingham State University Police Department activity and incidents on campus.

Important Phone Numbers

University Police	McCarthy Center	(508) 626-4911 or Ext. 4911
Dean's Office	McCarthy Center	(508) 626-4596 or Ext. 4596
Health Center	Foster Hall	(508) 626-4900 or Ext. 4900
Wellness Education	Foster Hall	(508) 626-4693 or Ext. 4693
Counseling Center	Foster Hall	(508) 626-4640 or Ext. 4640
Facilities	42 Maynard Rd. (Brown House)	(508) 626-4590 or Ext. 4590
Residence Life	Towers Hall	(508) 626-4636 or Ext. 4636
Town of Framingham Police Department (Non-Emergency)		(508) 872-1212
Town of Framingham Fire Department (Non-Emergency)		(508) 620-4942
Town of Framingham Emergency Services		911
Metro West Medical Center		(508) 383-1000
Massachusetts Poison Control		(888) 222-1222
Massachusetts Emergency Management Agency (MEMA)		(508) 820-2000
Massachusetts State Police--Framingham Barracks		(508) 872-3553
Massachusetts State Police Bomb Squad		(508) 820-2121
Massachusetts Hazardous Materials Response Program		(877) 385-0822
American Red Cross--Framingham		(781) 642-7000
Town of Framingham, Health Department		(508) 532-5470



KEY

- ACADEMIC BUILDING
- RESIDENTIAL BUILDING
- NON-UNIVERSITY BUILDING
- ★ SHUTTLE BUS STOP
- EMERGENCY PHONE
- ★ YOU ARE HERE



Framingham

State University

Revised: 09/04/14