



# **Framingham State University**

## **Academic Advising Survey Report 2022-23**

**(Appendix H)**

### **Psychology**

**Total Respondents: 34**

### **Office of Institutional Assessment**

Mark Nicholas, Ph.D.

Jena Shepard, B.S., Assistant Director

Hope Singas, B.A., Administrative Assistant

July 2023

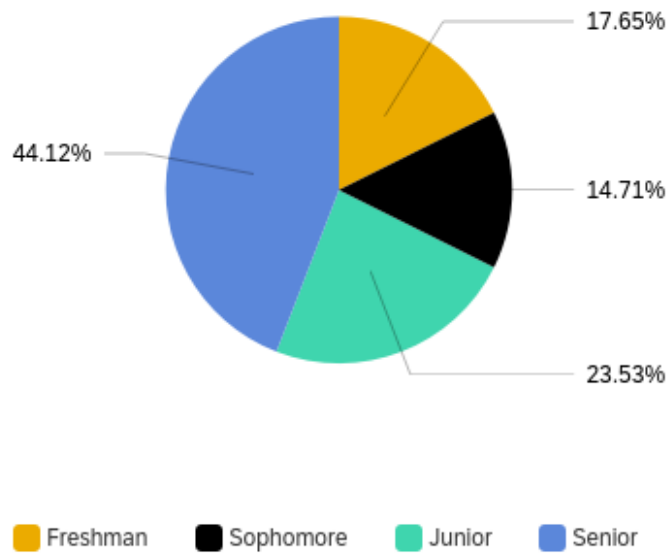
## Table of Contents

Class of Respondents .....	3
Major of Undergraduate Respondents .....	3
Question 3: How many advising sessions, including telephone and e-mail contacts, have you had with your advisor during this academic year? .....	4
Question 4: How much time did you spend in those sessions on average?.....	5
Question 5 (a): Have you been able to visit your advisor when you need to?.....	6
Question 5 (b): Have you been able to spend as much time with your advisor as needed? .....	7
Question 6: Please describe your experience with your present advisor. ....	8
Question 7: Did your advisor place final responsibility on you for decision making?.....	9
Question 8: How would you rate your overall advising experience with your present advisor?.....	10
Question 9: Rank the three most important purposes for utilizing your advisor.....	11
Question 27: Please indicate your level of agreement with the items below based on your experience:	12

## Survey Response Report

The following is a detailed analysis of the survey response data.

### Class of Respondents

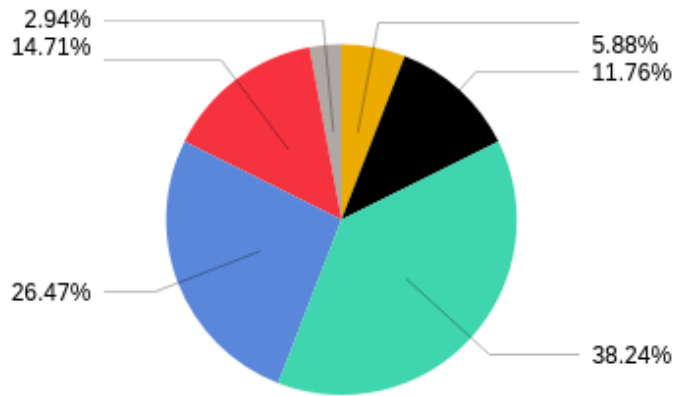


Answer	Response Percent	Response Count
Senior	44.12%	15
Junior	23.53%	8
Freshman	17.65%	6
Sophomore	14.71%	5
Graduate	0.00%	0
<b>Total</b>	<b>100%</b>	<b>34</b>

### Major of Undergraduate Respondents

Answer	Response Percent	Response Count
Psychology	100.00%	34
<b>Total</b>	<b>100%</b>	<b>34</b>

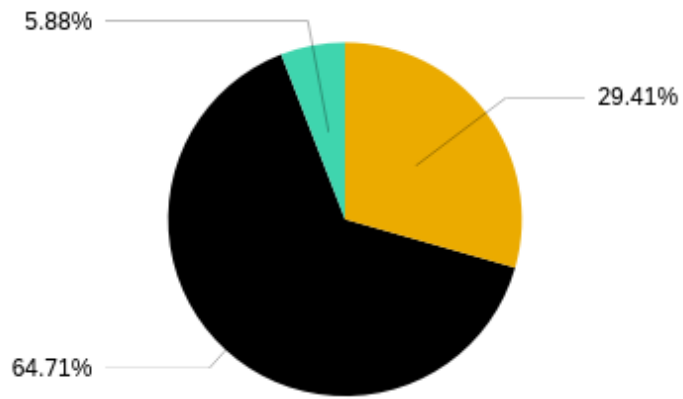
**Question 3: How many advising sessions, including telephone and e-mail contacts, have you had with your advisor during this academic year?**



■ None   
 ■ One   
 ■ Two   
 ■ Three to Five   
 ■ Six to Ten   
 ■ More than Ten

Answer	Response Percent	Response Count
Two	38.24%	13
Three to Five	26.47%	9
Six to Ten	14.71%	5
One	11.76%	4
None	5.88%	2
More than Ten	2.94%	1
<b>Total</b>	<b>100%</b>	<b>34</b>

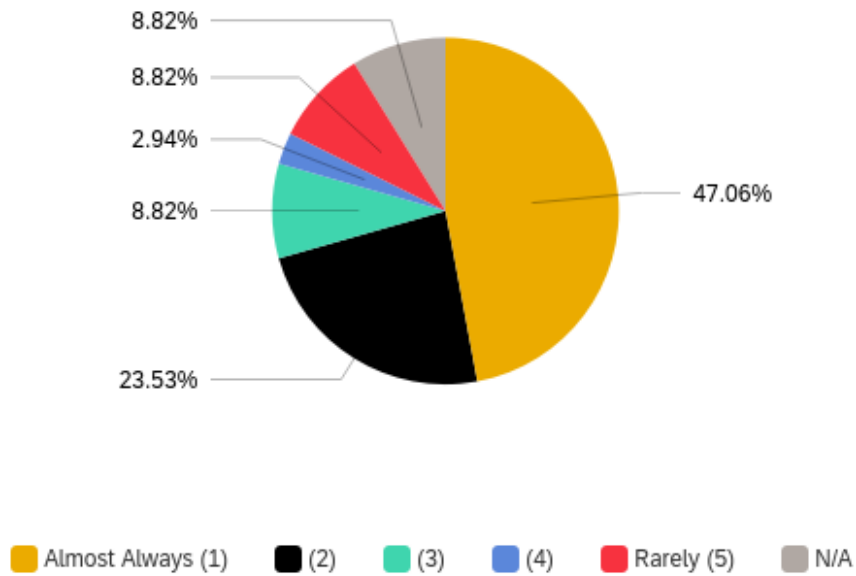
**Question 4: How much time did you spend in those sessions on average?**



■ Less than 15 minutes    
 ■ 15 to 30 minutes    
 ■ 31 minutes to 1 hour    
 ■ More than 1 hour

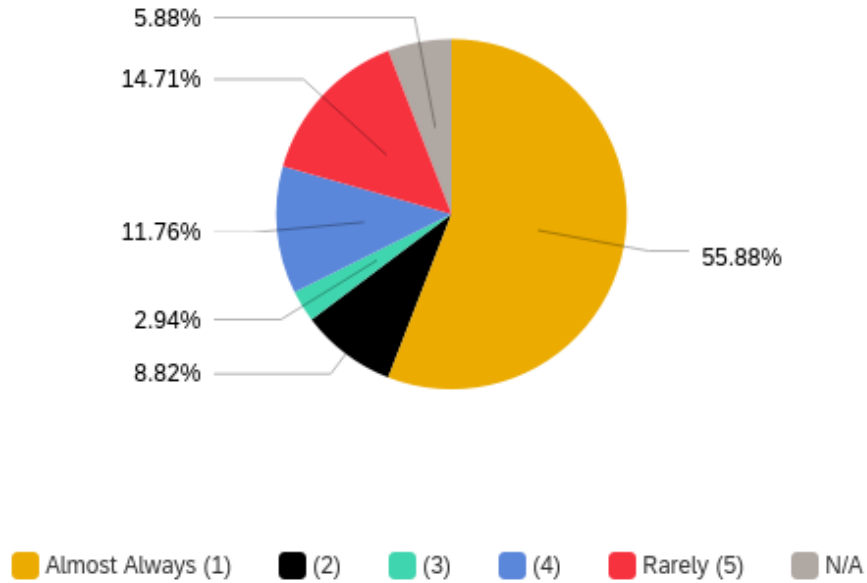
Answer	Response Percent	Response Count
15 to 30 minutes	64.71%	22
Less than 15 minutes	29.41%	10
31 minutes to 1 hour	5.88%	2
More than 1 hour	0.00%	0
<b>Total</b>	<b>100%</b>	<b>34</b>

**Question 5 (a): Have you been able to visit your advisor when you need to?**



Question	Almost Always (1)	(2)	(3)	(4)	Rarely (5)	N/A	Total
I have been able to visit my advisor when I needed to.	47.06% 16	23.53% 8	8.82% 3	2.94% 1	8.82% 3	8.82% 3	100% 34

**Question 5 (b): Have you been able to spend as much time with your advisor as needed?**



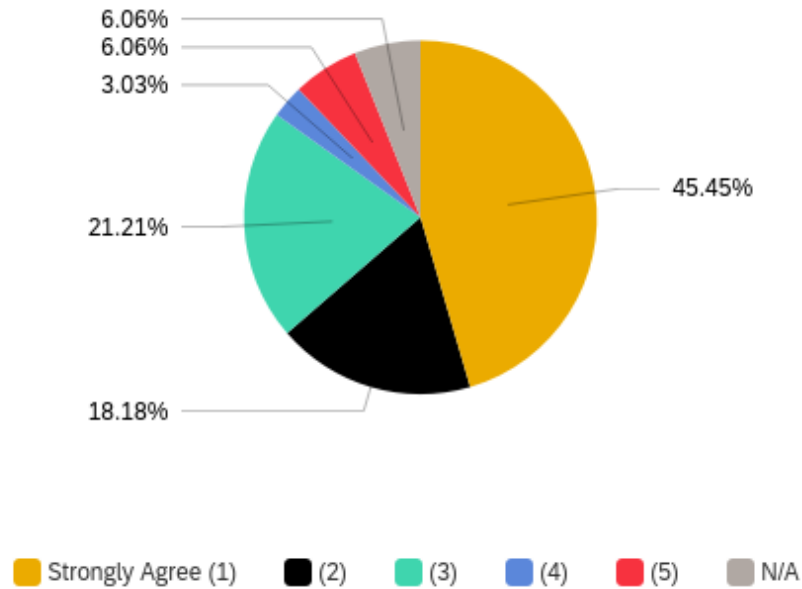
Question	Almost Always (1)	(2)	(3)	(4)	Rarely (5)	N/A	Total
I was able to spend as much time with my advisor as needed.	55.88% 19	8.82% 3	2.94% 1	11.76% 4	14.71% 5	5.88% 2	100% 34

**Question 6: Please describe your experience with your present advisor.**

<b>Question</b>	<b>Very Much (1)</b>	<b>(2)</b>	<b>(3)</b>	<b>(4)</b>	<b>Not at All (5)</b>	<b>N/A</b>	<b>Total</b>
Information from my advisor helped me select courses.	<b>50.00%</b> 17	<b>17.65%</b> 6	<b>11.76%</b> 4	<b>8.82%</b> 3	<b>11.76%</b> 4	<b>0.00%</b> 0	<b>100%</b> 34
My advisor's information about programs helped me clarify my college plans.	<b>29.41%</b> 10	<b>8.82%</b> 3	<b>38.24%</b> 13	<b>11.76%</b> 4	<b>8.82%</b> 3	<b>2.94%</b> 1	<b>100%</b> 34
My advisor's information about career opportunities helped me clarify my career goals.	<b>14.71%</b> 5	<b>29.41%</b> 10	<b>14.71%</b> 5	<b>20.59%</b> 7	<b>8.82%</b> 3	<b>11.76%</b> 4	<b>100%</b> 34
Information from my advisor clarified or simplified college requirements or procedures (e.g., degree requirements, drop/add, registration, etc.)	<b>32.35%</b> 11	<b>26.47%</b> 9	<b>23.53%</b> 8	<b>14.71%</b> 5	<b>2.94%</b> 1	<b>0.00%</b> 0	<b>100%</b> 34
I obtained helpful information from my advisor about resources and services on campus (e.g., student services, counseling, financial aid, etc.)	<b>23.53%</b> 8	<b>23.53%</b> 8	<b>23.53%</b> 8	<b>5.88%</b> 2	<b>8.82%</b> 3	<b>14.71%</b> 5	<b>100%</b> 34

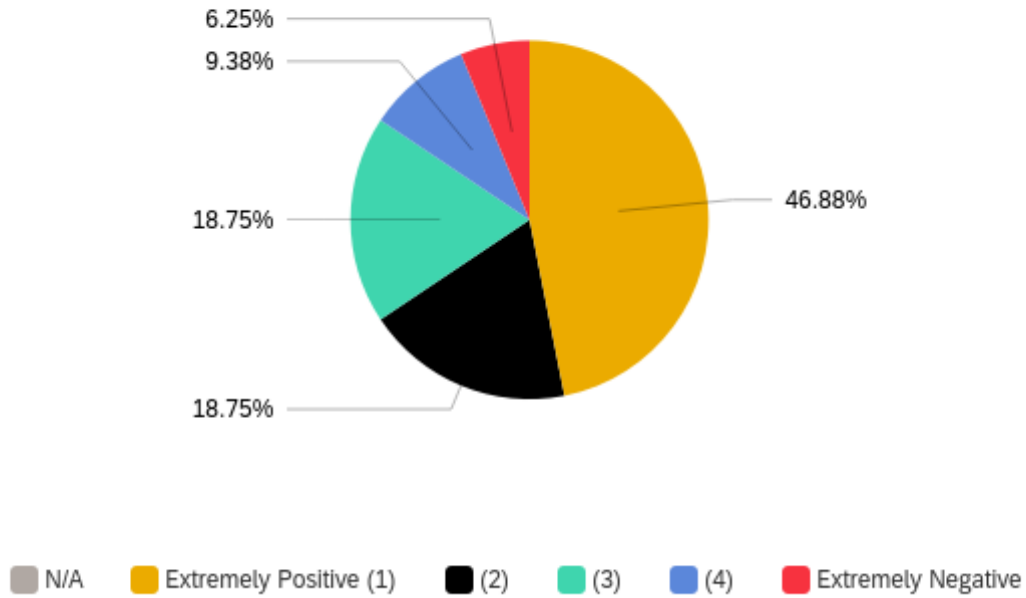


**Question 7: Did your advisor place final responsibility on you for decision making?**



Question	Strongly Agree (1)	(2)	(3)	(4)	Strongly Disagree (5)	N/A	Total
As appropriate, my advisor places final responsibility for making decisions on me.	45.45% 15	18.18% 6	21.21% 7	3.03% 1	6.06% 2	6.06% 2	100% 33

**Question 8: How would you rate your overall advising experience with your present advisor?**



Question	Extremely Positive (1)	(2)	(3)	(4)	Extremely Negative (5)	N/A	Total
How would you rate your overall advising experience with your present advisor?	<b>46.88%</b> 15	<b>18.75%</b> 6	<b>18.75%</b> 6	<b>9.38%</b> 3	<b>6.25%</b> 2	<b>0.00%</b> 0	<b>100%</b> 32

**Question 9: Rank the three most important purposes for utilizing your advisor.**

<b>Question</b>	<b>1</b>	<b>2</b>	<b>3</b>	<b>Total</b>
Selecting courses for your schedule <b>(1<sup>st</sup>)</b>	<b>42.11%</b> 8	<b>42.11%</b> 8	<b>15.78%</b> 3	<b>100%</b> 19
Career Planning <b>(2<sup>nd</sup>)</b>	<b>44.44%</b> 8	<b>22.22%</b> 4	<b>33.34%</b> 6	<b>100%</b> 18
Information about college requirements and/or procedures <b>(3<sup>rd</sup>)</b>	<b>31.25%</b> 5	<b>43.75%</b> 7	<b>25.00%</b> 4	<b>100%</b> 16
Discussing a course you are taking	<b>53.85%</b> 7	<b>30.77%</b> 4	<b>15.38%</b> 2	<b>100%</b> 13
Discussing your grades or academic performance	<b>18.18%</b> 2	<b>45.45%</b> 5	<b>36.36%</b> 4	<b>100%</b> 11
Information about college services or resources	<b>12.50%</b> 1	<b>37.50%</b> 3	<b>50.00%</b> 4	<b>100%</b> 8
Information about your skills, abilities, potential, etc.	<b>14.29%</b> 1	<b>28.57%</b> 2	<b>57.14%</b> 4	<b>100%</b> 7
Personal concerns	<b>25.00%</b> 1	<b>50.00%</b> 2	<b>25.00%</b> 1	<b>100%</b> 4
Choosing a major	<b>0.00%</b> 0	<b>75.00%</b> 3	<b>25.00%</b> 1	<b>100%</b> 4
Getting a signature	<b>0.00%</b> 0	<b>33.33%</b> 1	<b>66.67%</b> 2	<b>100%</b> 3
Other	<b>0.00%</b> 0	<b>0.00%</b> 0	<b>0.00%</b> 0	<b>100%</b> 0

**Question 27: Please indicate your level of agreement with the items below based on your experience:**

Question	Strongly Agree	Agree	Neutral	Disagree	Strongly Disagree	N/A	Total
My major department provides adequate advising services	<b>29.41%</b> 10	<b>35.29%</b> 12	<b>20.59%</b> 7	<b>8.82%</b> 3	<b>2.94%</b> 1	<b>2.94%</b> 1	<b>100%</b> 34
My major department offers enough information regarding careers and graduate school options	<b>11.76%</b> 4	<b>35.29%</b> 12	<b>41.18%</b> 14	<b>5.88%</b> 2	<b>2.94%</b> 1	<b>2.94%</b> 1	<b>100%</b> 34
I would welcome and take advantage of group advising and department-wide communications regarding advising throughout the academic year	<b>23.53%</b> 8	<b>38.24%</b> 13	<b>32.35%</b> 11	<b>0.00%</b> 0	<b>2.94%</b> 1	<b>2.94%</b> 1	<b>100%</b> 34