



Framingham State University

Academic Advising Survey Report 2022-23

(Appendix H)

Criminology

Total Respondents: 28

Office of Institutional Assessment

Mark Nicholas, Ph.D.

Jena Shepard, B.S., Assistant Director

Hope Singas, B.A., Administrative Assistant

July 2023

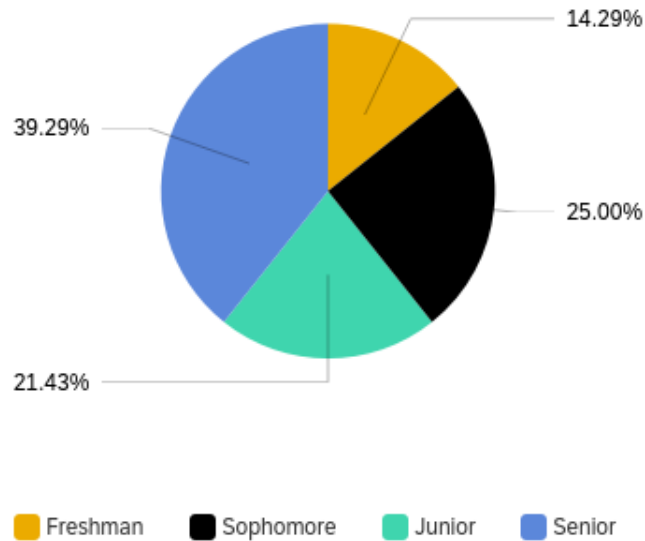
Table of Contents

Class of Respondents	3
Major of Undergraduate Respondents	3
Question 3: How many advising sessions, including telephone and e-mail contacts, have you had with your advisor during this academic year?	4
Question 4: How much time did you spend in those sessions on average?.....	5
Question 5 (a): Have you been able to visit your advisor when you need to?.....	6
Question 5 (b): Have you been able to spend as much time with your advisor as needed?	7
Question 6: Please describe your experience with your present advisor.	8
Question 7: Did your advisor place final responsibility on you for decision making?	9
Question 8: How would you rate your overall advising experience with your present advisor?.....	10
Question 9: Rank the three most important purposes for utilizing your advisor.....	11

Survey Response Report

The following is a detailed analysis of the survey response data.

Class of Respondents

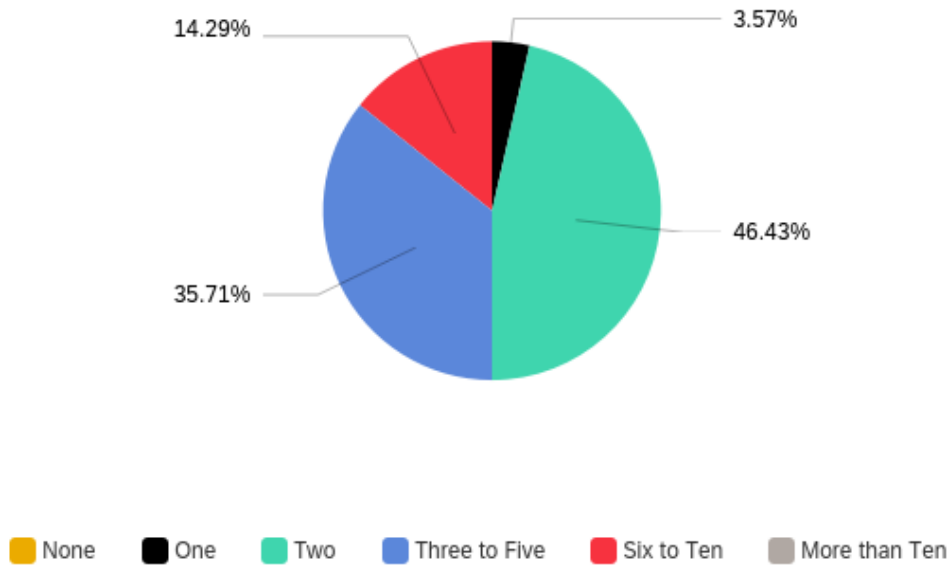


Answer	Response Percent	Response Count
Freshman	14.29%	4
Sophomore	25.00%	7
Junior	21.43%	6
Senior	39.29%	11
Graduate	0.00%	0
Total	100%	28

Major of Undergraduate Respondents

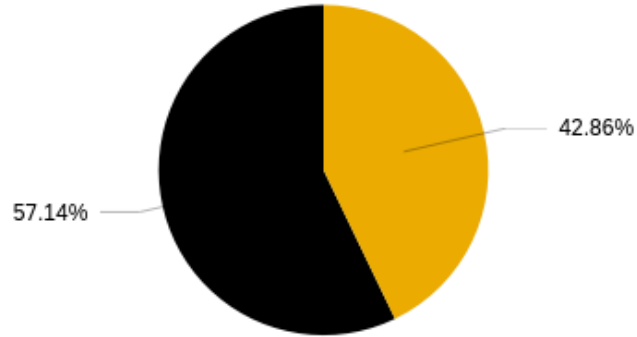
Answer	Response Percent	Response Count
Criminology	100.00%	28
Total	100%	28

Question 3: How many advising sessions, including telephone and e-mail contacts, have you had with your advisor during this academic year?



Answer	Response Percent	Response Count
Two	46.43%	13
Three to Five	35.71%	10
Six to Ten	14.29%	4
One	3.57%	1
None	0.00%	0
More than Ten	0.00%	0
Total	100%	28

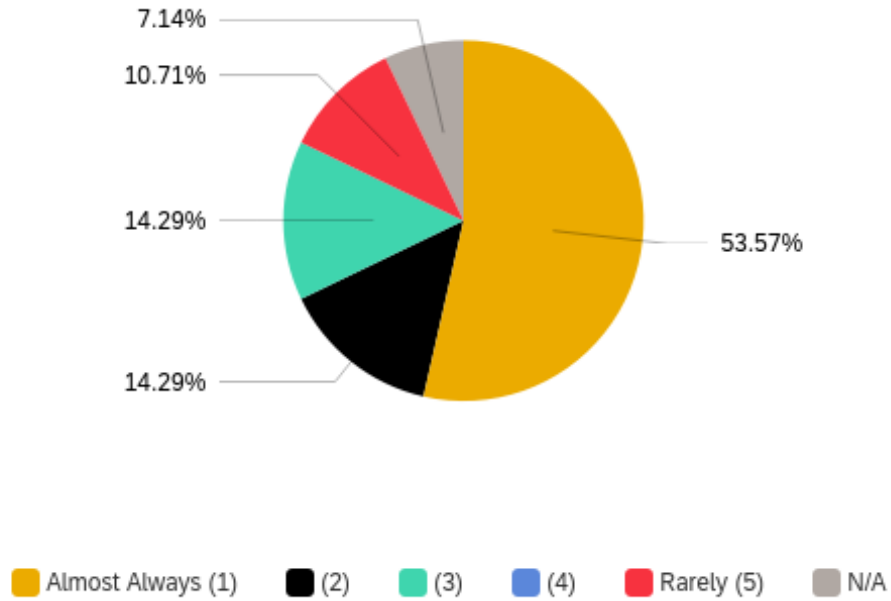
Question 4: How much time did you spend in those sessions on average?



■ Less than 15 minutes
 ■ 15 to 30 minutes
 ■ 31 minutes to 1 hour
 ■ More than 1 hour

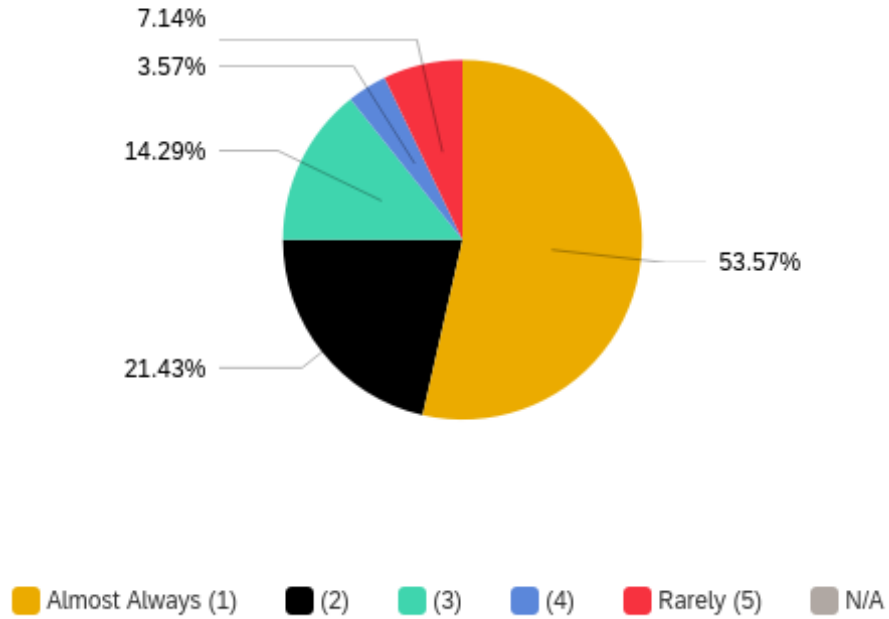
Answer	Response Percent	Response Count
15 to 30 minutes	57.14%	16
Less than 15 minutes	42.86%	12
31 minutes to 1 hour	0.00%	0
More than 1 hour	0.00%	0
Total	100%	28

Question 5 (a): Have you been able to visit your advisor when you need to?



Question	Almost Always (1)	(2)	(3)	(4)	Rarely (5)	N/A	Total
I have been able to visit my advisor when I needed to.	53.57% 15	14.29% 4	14.29% 4	0.00% 0	10.71% 3	7.14% 2	100% 28

Question 5 (b): Have you been able to spend as much time with your advisor as needed?

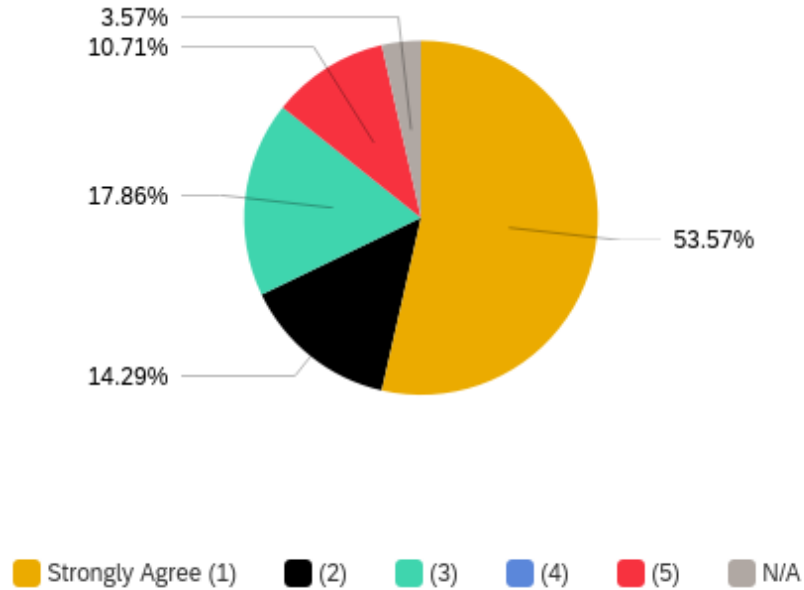


Question	Almost Always (1)	(2)	(3)	(4)	Rarely (5)	N/A	Total
I was able to spend as much time with my advisor as needed.	53.57% 15	21.42% 6	14.29% 4	3.57% 1	7.14% 2	0.00% 0	100% 28

Question 6: Please describe your experience with your present advisor.

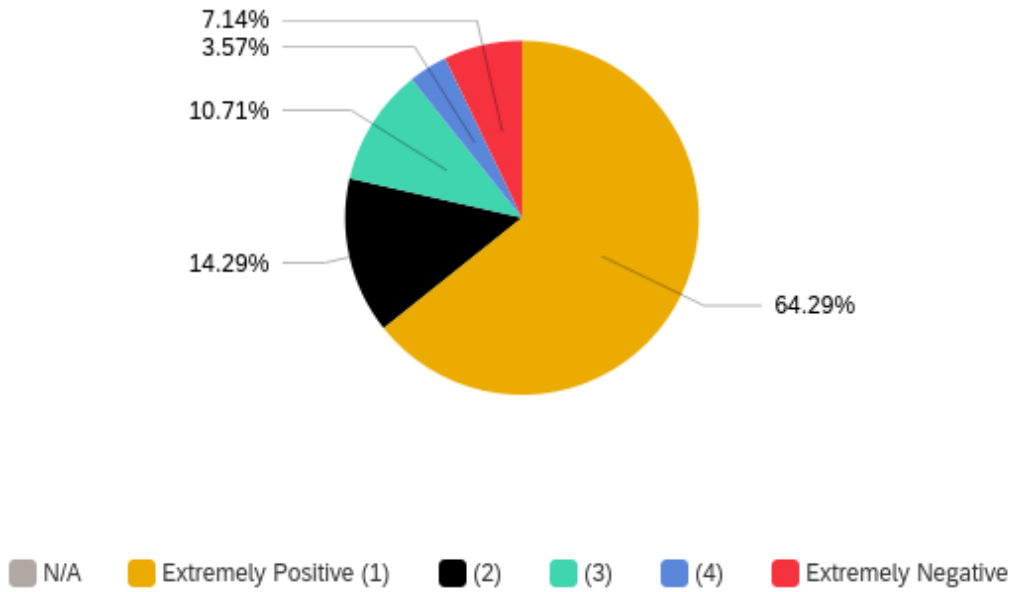
Question	Very Much (1)	(2)	(3)	(4)	Not at All (5)	N/A	Total
Information from my advisor helped me select courses.	60.71% 17	10.71% 3	17.86% 5	3.57% 1	7.14% 2	0.00% 0	100% 28
My advisor's information about programs helped me clarify my college plans.	46.43% 13	10.71% 3	25.00% 7	7.14% 2	7.14% 2	3.57% 1	100% 28
My advisor's information about career opportunities helped me clarify my career goals.	50.00% 14	14.29% 4	14.29% 4	7.14% 2	7.14% 2	7.14% 2	100% 28
Information from my advisor clarified or simplified college requirements or procedures (e.g., degree requirements, drop/add, registration, etc.)	64.29% 18	10.71% 3	14.29% 4	0.00% 0	10.71% 3	0.00% 0	100% 28
I obtained helpful information from my advisor about resources and services on campus (e.g., student services, counseling, financial aid, etc.)	57.14% 16	3.57% 1	21.43% 6	3.57% 1	7.14% 2	7.14% 2	100% 28

Question 7: Did your advisor place final responsibility on you for decision making?



Question	Strongly Agree (1)	(2)	(3)	(4)	Strongly Disagree (5)	N/A	Total
As appropriate, my advisor places final responsibility for making decisions on me.	53.57% 15	14.29% 4	17.86% 5	0.00% 0	10.71% 3	3.57% 1	100% 28

Question 8: How would you rate your overall advising experience with your present advisor?



Question	Extremely Positive (1)	(2)	(3)	(4)	Extremely Negative (5)	N/A	Total
How would you rate your overall advising experience with your present advisor?	64.29% 18	14.29% 4	10.71% 3	3.57% 1	7.14% 2	0.00% 0	100% 28

Question 9: Rank the three most important purposes for utilizing your advisor.

Question	1	2	3	Total
Selecting courses for your schedule (1st)	59.09% 13	31.81% 7	9.09% 2	100% 22
Career Planning (2nd)	53.33% 8	20.00% 3	26.67% 4	100% 15
Information about college requirements and/or procedures (3rd)	33.33% 5	33.33% 5	16.67% 2	100% 12
Discussing your grades or academic performance	20.00% 2	30.00% 3	50.00% 5	100% 10
Discussing a course you are taking	33.33% 3	22.22% 2	44.44% 4	100% 9
Personal concerns	0.00% 0	50.00% 2	50.00% 2	100% 4
Information about college services or resources	33.33% 1	33.33% 1	33.33% 1	100% 3
Information about your skills, abilities, potential, etc.	33.33% 1	0.00% 0	66.67% 2	100% 3
Choosing a major	0.00% 0	100% 2	0.00% 0	100% 2
Getting a signature	0.00% 0	50.00% 1	50.00% 1	100% 2
Other	0.00% 0	0.00% 0	100% 1	100% 1