

# **Framingham State University**

**Office of Institutional Research**

## **2019-2020 Post-Graduation Placement Survey**

**Target Population: 739**

**Total Respondents: 175**

**Response Rate: 23.68%**

June 2021

## Table of Contents

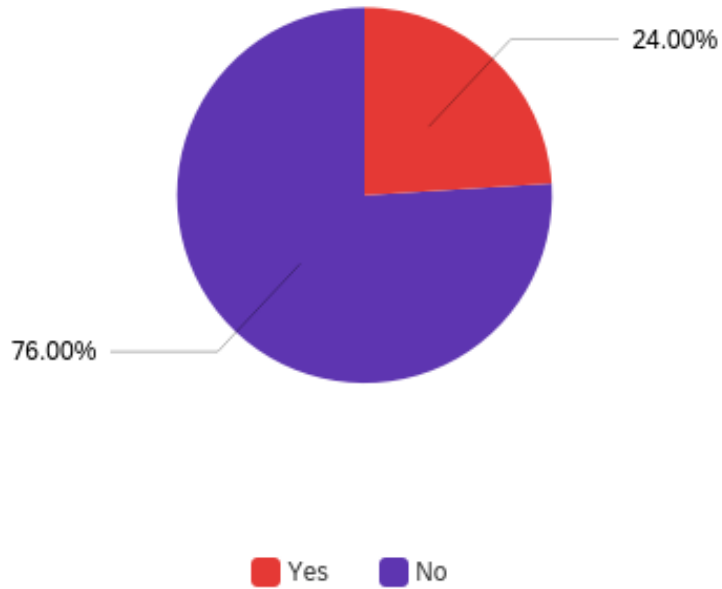
Executive Summary.....	4
Have you enrolled in a subsequent degree program since graduating from Framingham State University? .....	5
Which type of program did you enroll in? .....	6
What is the name of the college or university you are attending and the degree you are completing?.....	7
Due to the spread of COVID-19 has your status as a student been impacted? .....	9
Due to the spread of COVID-19 has your current employment been impacted? If so, what changes have occurred? Please select all that apply.....	9
Are you currently working for pay right now?.....	11
What type of organization is your primary employment? .....	12
What is the name of the firm or organization and the title of your position? .....	13
Location:.....	18
What is your approximate annual salary range? .....	18
How long have you been employed by your current employer? .....	19
Is your current position related to your field(s) of study?.....	19
Overall, how much has FSU contributed to the knowledge and skills required at your current position?	20
While enrolled at FSU did you participate in any of the following activities? (select all that apply) .....	21
Did you complete an internship and/or practicum while enrolled at FSU? .....	22
Did this internship help you network to employment after graduation? .....	25
Overall, how satisfied were you with the career assistance/programs and resources made available to you through the Office of Career Services and Employer Relations at FSU? .....	26
Please indicate your major at the time of graduation from FSU. ....	27
Please indicate your secondary major (if applicable) at the time of graduation from FSU.....	28
Please indicate your minor (if applicable) at the time of graduation from FSU. ....	28
Please indicate your secondary minor (if applicable) at the time of graduation from FSU. ....	29
Was the primary major you listed the first you enrolled in at FSU?.....	30
No- What program did you first enroll in?.....	31
What was your classification upon entering FSU?.....	32
What is your racial background? .....	33
Gender: .....	33

Do you identify as transgender? ..... 33

## Executive Summary

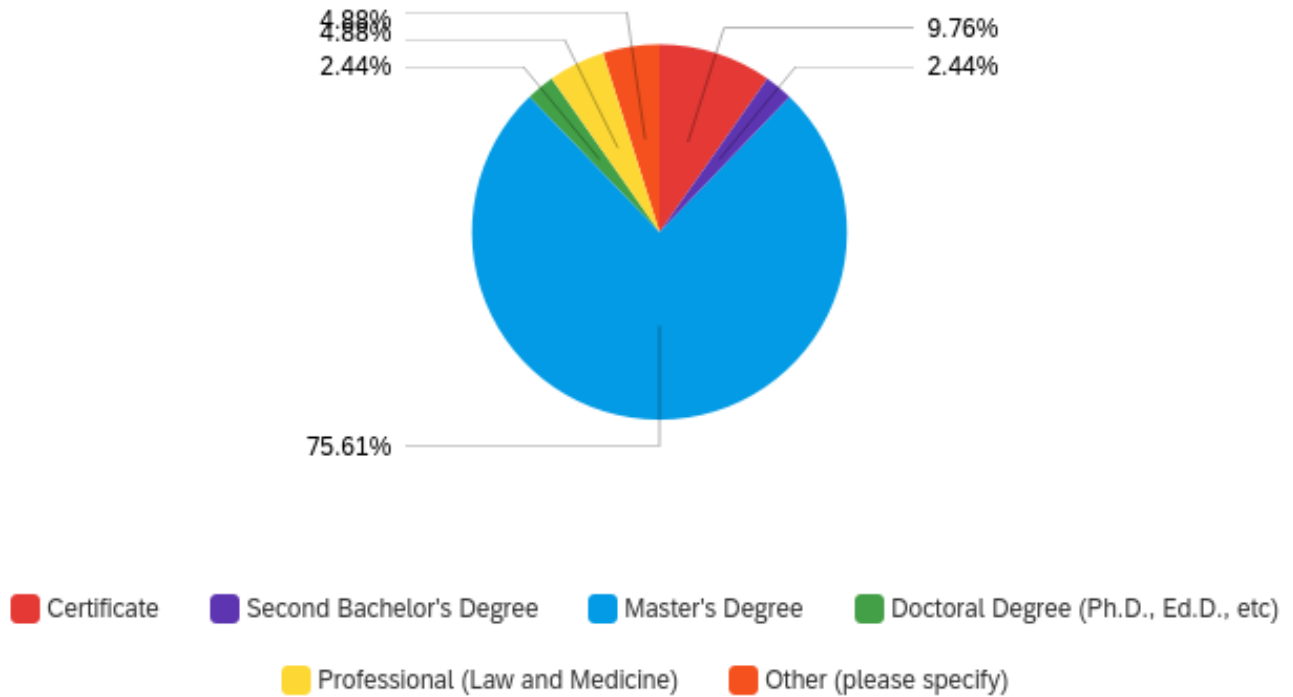
<b>General Information</b>	
<b>Was your program of study what you first enrolled in at FSU?</b>	70% said “Yes”
<b>What was your classification upon entering FSU?</b>	55% said “First-Time Student”
<b>While enrolled at FSU did you participate in any of the following activities?</b>	65% participated in “Student clubs or organizations”
<b>Education</b>	
<b>Have you enrolled in a degree program since graduating from FSU?</b>	24% said “Yes”
<b>Which type of program are you enrolled in?</b>	76% of respondents enrolled in a degree program are earning a “Master’s Degree”
<b>What is the name of the institution you are attending?</b>	32% of students enrolled in a degree program said “Framingham State University”
<b>Employment</b>	
<b>Did you complete an internship or practicum while enrolled at FSU?</b>	59% said “Yes”
<b>Did the internship help you network to employment after graduation?</b>	64% of respondents who completed an internship/practicum said “Somewhat” or “Yes”
<b>Are you currently working for pay right now?</b>	79% of respondents are employed 57% of respondents are employed full-time
<b>Due to the spread of COVID-19 has your current employment been impacted? If so, what changes have occurred?</b>	68% of the 13% of respondents not currently employed (looking for work, or other) indicated that COVID-19 had impacted their employment status (furloughed, unemployed, company shut down)
<b>What type of organization is your primary employment?</b>	39% said “Private for-profit” 18% said “Elementary or secondary education (public or private)” 9% said “Private non-profit”
<b>Location of employment?</b>	88% said “Massachusetts”
<b>What is your approximate annual salary?</b>	46% said under \$30,000 31% said between \$30,000-\$49,000
<b>How long have you been employed by your current employer</b>	48% said “Four to twelve months” 28% said “ Over a year”
<b>Is your current position related to your field of study?</b>	73% said “Yes, same field as major(s)” or “Yes, somewhat related to major(s)”

**Have you enrolled in a subsequent degree program since graduating from Framingham State University?**



Answer	Response Percent	Response Count
Yes	24.00%	42
No	76.00%	133
Total	100%	175

## Which type of program did you enroll in?



Answer	Response Percent	Response Count
Master's Degree	75.61%	31
Certificate	9.76%	4
Professional (Law and Medicine)	4.88%	2
Other (please specify)	4.88%	2
Second Bachelor's Degree	2.44%	1
Doctoral Degree (Ph.D., Ed.D., etc)	2.44%	1
<b>Total</b>	<b>100%</b>	<b>41</b>

Other (please specify)
First bachelor's degree
DPD

**What is the name of the college or university you are attending and the degree you are completing?**

<b>Answer</b>	<b>Response Percent</b>	<b>Response Count</b>
<b>Assumption University</b>	<b>7.89%</b>	<b>3</b>
Clinical Counseling Psychology	2.63%	1
MBA	2.63%	1
MBA Accounting	2.63%	1
<b>Bentley University</b>	<b>2.63%</b>	<b>1</b>
Accounting	2.63%	1
<b>Boston University</b>	<b>2.63%</b>	<b>1</b>
Paralegal	2.63%	1
Cambridge College	<b>2.63%</b>	<b>1</b>
Master of Education in Mental Health Counseling	2.63%	1
<b>Fitchburg State University</b>	<b>2.63%</b>	<b>1</b>
Special Education - Moderate Disabilities K-8	2.63%	1
<b>Framingham State University</b>	<b>31.58%</b>	<b>12</b>
Bachelor Nursing Science	2.63%	1
DPD	2.63%	1
Elementary Education	2.63%	1
Master of Education	5.26%	2
Master of Education, concentration in Literacy and Language	2.63%	1
Masters of Arts English	2.63%	1
Masters of Public Administration	2.63%	1
Masters of Science	2.63%	1
Masters/Food and Nutrition	2.63%	1
MBA	2.63%	1
MS Food and Nutrition (CPD)	2.63%	1
<b>Harvard University Extension School</b>	<b>2.63%</b>	<b>1</b>
Industrial Organizational Psychology	2.63%	1
<b>Lasell University</b>	<b>2.63%</b>	<b>1</b>
MS Communication IMC	2.63%	1
<b>Lesley University</b>	<b>5.26%</b>	<b>2</b>
Masters of Science Education	2.63%	1
Mathematics Education Online Master of Education	2.63%	1
<b>New England Law</b>	<b>5.26%</b>	<b>2</b>
Juris Doctor	2.63%	1
Law	2.63%	1
<b>New York University College of Dentistry</b>	<b>2.63%</b>	<b>1</b>
Clinical Research	2.63%	1
<b>Regis College</b>	<b>2.63%</b>	<b>1</b>

PMHNP	2.63%	1
<b>Regis University School of Pharmacy</b>	<b>2.63%</b>	<b>1</b>
Doctor of Pharmacy/PharmD	2.63%	1
<b>Sacred Heart University</b>	<b>2.63%</b>	<b>1</b>
MFA, Film and Television Production	2.63%	1
<b>Salem State University</b>	<b>2.63%</b>	<b>1</b>
Literacy in Elementary Classroom	2.63%	1
<b>Simmons</b>	<b>2.63%</b>	<b>1</b>
Social Work	2.63%	1
<b>Southern New Hampshire University</b>	<b>2.63%</b>	<b>1</b>
Criminal Justice	2.63%	1
<b>UMass Amherst</b>	<b>2.63%</b>	<b>1</b>
Masters Geographic Information Science and Technology	2.63%	1
<b>UMass Boston</b>	<b>5.26%</b>	<b>2</b>
Graduate Certificate in Spanish/English Translation	2.63%	1
School Psychology	2.63%	1
<b>UMass Lowell</b>	<b>5.26%</b>	<b>2</b>
Forensic Criminology	2.63%	1
Health Informatics	2.63%	1
<b>University College Dublin</b>	<b>2.63%</b>	<b>1</b>
MA Creative Writing	2.63%	1
<b>Total</b>	<b>100%</b>	<b>38</b>



**Due to the spread of COVID-19 has your status as a student been impacted?**

Answer	Response Percent	Response Count
Yes	35.90%	14
No	64.10%	25
<b>Total</b>	<b>100%</b>	<b>39</b>

**Due to the spread of COVID-19 has your current employment been impacted? If so, what changes have occurred? Please select all that apply.**

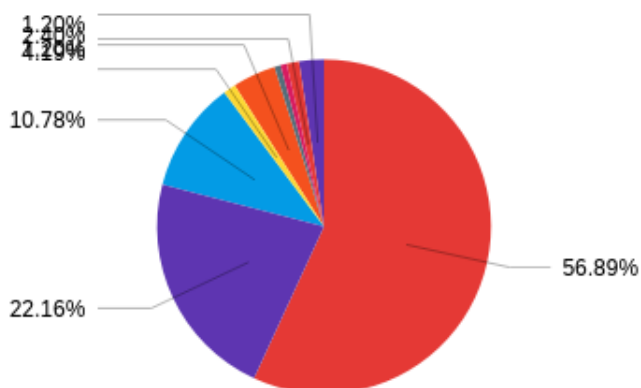
Answer	Percent of Cases*	Response Count
Working remotely	32.50%	52
Working similar hours	26.25%	42
Currently unemployed	16.25%	26
Working more hours due to COVID-19	13.13%	21
Other, please specify	13.13%	21
Working reduced hours	11.88%	19
Company is permanently or temporarily shutdown	3.75%	6
Furloughed	2.50%	4
<b>Total</b>		<b>160</b>

<b>Other, please specify</b>
I have been working hybrid at an elementary school. Not fully remote but partially remote.
Employed but struggling to find work in field I went to Framingham State for
Remote temp job all I can get
Was unemployed from last March till now. Now working full time
Working but not in the industry I got my degree in.
Wasn't able to find a full time job because of COVID
Was shut down for months. Finally got my job back was working crazy full time hours after being back. So many things have changes due to COVID 19
My employment has not been impacted.
Working at FSU. 2 days in office and 3 days remotely to avoid two people in the same room at once.
Working remotely and in person
Relocated to work abroad in a country with less risk of COVID 19
Started job after pandemic began. Currently working mostly remote with limited in office visits.
Has not been affected by COVID
Layoff & then found a new job

New job in health care
Working in a different career than I originally wanted.
Not yet officially working, completing post grad credentials, taking place partially remotely.
Took 10 weeks off of work during the shutdown
Company does COVID decontaminations which now is making more work for me to account for.

\*Percent of Cases (Number of times the factor was selected divided by the number of respondents that answered the question)

## Are you currently working for pay right now?



- Yes, employed full-time
- Yes, employed part-time
- No, looking for work
- No, raising a family
- No, retired
- No, full-time student
- No, part-time student
- No, volunteer
- No, unpaid internship
- No, other (please specify)

Answer	Response Percent	Response Count
Yes, employed full-time	56.89%	95
Yes, employed part-time	22.16%	37
No, looking for work	10.78%	18
No, full-time student	4.19%	7
No, other (please specify)	2.40%	4
No, retired	1.20%	2
No, unpaid internship	1.20%	2
No, part-time student	0.60%	1
No, volunteer	0.60%	1
No, raising a family	0.00%	0
<b>Total</b>	<b>100%</b>	<b>167</b>

No, other (please specify)
Self-employed
Commission
I am due to begin new job [redacted]. I have been unemployed for over one year now.
Intern

## What type of organization is your primary employment?

Answer	Response Percent	Response Count
Private for-profit corporation/company/group practice	38.58%	49
Elementary or secondary education (public or private)	18.11%	23
Other (please specify)	16.54%	21
Private non-profit organization (except education and international organizations)	8.66%	11
State and local government, institution or agency (except education)	7.09%	9
Higher Education (public or private)	6.30%	8
Federal government (except military)	2.36%	3
International organization in the US	1.57%	2
Self-employed in own business or professional non-group practice	0.79%	1
International organization outside of the US	0.00%	0
U.S. Military	0.00%	0
<b>Total</b>	<b>100%</b>	<b>127</b>

<b>Other (please specify)</b>
Daycare
Film Production
Finance
Healthcare
Healthcare
Hospital/Urgent Care
Law Firm
Nannying
Nonprofit hospital
Private Teacher/Nanny
Public School, Private family, and Daycare
Retail/Community Pharmacy
Small local business
STEM Education

## What is the name of the firm or organization and the title of your position?

Answer	Response Percent	Response Count
<b>13 Consulting Group</b>	<b>0.87%</b>	<b>1</b>
Assistant	0.87%	1
<b>ABC Family Chiropractic and Wellness</b>	<b>0.87%</b>	<b>1</b>
Assistant	0.87%	1
<b>Achieve TMS East</b>	<b>0.87%</b>	<b>1</b>
Healthcare Technician	0.87%	1
<b>Advanced Math and Science Academy Charter School</b>	<b>0.87%</b>	<b>1</b>
6th Grade English Teacher	0.87%	1
<b>Adviser Investments</b>	<b>0.87%</b>	<b>1</b>
Client Service Associate	0.87%	1
<b>Advocates</b>	<b>0.87%</b>	<b>1</b>
Therapeutic Youth Support	0.87%	1
<b>Aldi</b>	<b>0.87%</b>	<b>1</b>
Warehouse Associate	0.87%	1
<b>AMC Productions</b>	<b>0.87%</b>	<b>1</b>
Scenic Artist	0.87%	1
<b>Anuban Kalasin School</b>	<b>0.87%</b>	<b>1</b>
ESL Teacher	0.87%	1
<b>Barry Equipment</b>	<b>0.87%</b>	<b>1</b>
Warranty Administrator	0.87%	1
<b>Berkshire Health Systems</b>	<b>0.87%</b>	<b>1</b>
Phlebotomist/Lab specimen processor	0.87%	1
<b>Beverly Hospital</b>	<b>0.87%</b>	<b>1</b>
Guest Service Representative	0.87%	1
<b>Birches Academy</b>	<b>0.87%</b>	<b>1</b>
Teaching Assistant	0.87%	1
<b>Boston Public Schools</b>	<b>0.87%</b>	<b>1</b>
Theatre Arts Teacher	0.87%	1
<b>Boston University</b>	<b>0.87%</b>	<b>1</b>
Administrative Coordinator	0.87%	1
<b>Broad Institute of MIT and Harvard</b>	<b>0.87%</b>	<b>1</b>
Accessioning technician/reagents prep	0.87%	1
<b>Cambridge Focus</b>	<b>0.87%</b>	<b>1</b>
Support Specialist	0.87%	1
<b>Christa McAuliffe Center</b>	<b>0.87%</b>	<b>1</b>
Graphic Designer	0.87%	1
<b>City Year Boston</b>	<b>0.87%</b>	<b>1</b>
AmeriCorps Members	0.87%	1
<b>Colonial Systems</b>	<b>0.87%</b>	<b>1</b>
HR Assistant	0.87%	1
<b>Community Counseling of Bristol County</b>	<b>0.87%</b>	<b>1</b>
Case Manager	0.87%	1

<b>Cumberland Farms</b>	<b>0.87%</b>	<b>1</b>
Health and Safety Specialist	0.87%	1
<b>Darrow Everett</b>	<b>0.87%</b>	<b>1</b>
Legal Assistant	0.87%	1
<b>DCU Bank</b>	<b>0.87%</b>	<b>1</b>
Mortgage Assistant	0.87%	1
<b>Dell</b>	<b>0.87%</b>	<b>1</b>
Software Engineer	0.87%	1
<b>Dell EMC</b>	<b>0.87%</b>	<b>1</b>
Project Manager	0.87%	1
<b>DMH</b>	<b>0.87%</b>	<b>1</b>
Registered Nurse	0.87%	1
<b>Doordash</b>	<b>0.87%</b>	<b>1</b>
Delivery Driver	0.87%	1
<b>Douglas Elementary School</b>	<b>0.87%</b>	<b>1</b>
Inclusion Paraprofessional	0.87%	1
<b>Dracut Public Schools</b>	<b>0.87%</b>	<b>1</b>
Teacher	0.87%	1
<b>Dream Dinners</b>	<b>0.87%</b>	<b>1</b>
Guest Server	0.87%	1
<b>Emerson Urgent Care</b>	<b>0.87%</b>	<b>1</b>
Medical Assistant	0.87%	1
<b>ES3</b>	<b>0.87%</b>	<b>1</b>
Senior Accountant	0.87%	1
<b>Executive Office of Technology Services and Security</b>	<b>0.87%</b>	<b>1</b>
Regional Field Technician	0.87%	1
<b>Fitzpatrick &amp; Associates</b>	<b>0.87%</b>	<b>1</b>
Legal Assistant	0.87%	1
<b>Framingham Public School, private family, First Circle Learning Center</b>	<b>0.87%</b>	<b>1</b>
Nanny, 1:1 Aide, EEC Teacher	0.87%	1
<b>Framingham Public Schools</b>	<b>0.87%</b>	<b>1</b>
Emergency Covid Classroom Supervisor	0.87%	1
<b>Framingham State University</b>	<b>1.74%</b>	<b>2</b>
IT Service Desk Technician	0.87%	1
Stewardship and Annual Giving Coordinator	0.87%	1
<b>Garden Remedies</b>	<b>0.87%</b>	<b>1</b>
Cannabis Advisor	0.87%	1
<b>Greenbrook</b>	<b>0.87%</b>	<b>1</b>
TMS Technician	0.87%	1
<b>Hairy Tales LLC</b>	<b>0.87%</b>	<b>1</b>
Hair Stylist	0.87%	1
<b>Kismet Accessories</b>	<b>0.87%</b>	<b>1</b>
Fashion Stylist	0.87%	1
<b>Knowledge Beginnings</b>	<b>1.74%</b>	<b>2</b>
Daycare Teacher	0.87%	1

Lead Teacher	0.87%	1
<b>Lab Corp</b>	<b>0.87%</b>	<b>1</b>
Molecular Lab Technician	0.87%	1
<b>Longfellow House - Washington's Headquarters National Historic Site</b>	<b>0.87%</b>	<b>1</b>
Volunteer Coordinator (Intern)	0.87%	1
<b>Lura A. White Elementary School</b>	<b>0.87%</b>	<b>1</b>
Permanent Building Substitute	0.87%	1
<b>Maloney Law</b>	<b>0.87%</b>	<b>1</b>
Law Office Assistant	0.87%	1
<b>Marlborough Public Schools</b>	<b>0.87%</b>	<b>1</b>
Social Studies Teacher	0.87%	1
<b>Marshalls and Shaw's</b>	<b>0.87%</b>	<b>1</b>
Retail Associate	0.87%	1
<b>May Institute</b>	<b>0.87%</b>	<b>1</b>
Direct Therapist	0.87%	1
<b>Metrowest Jewish Day School</b>	<b>0.87%</b>	<b>1</b>
Teaching Assistant	0.87%	1
<b>N/A</b>	<b>0.87%</b>	<b>1</b>
Teacher	0.87%	1
<b>Netflix</b>	<b>0.87%</b>	<b>1</b>
Covid Locations Site Rep	0.87%	1
<b>New Bedford Public Schools</b>	<b>1.74%</b>	<b>2</b>
Human Capital Services Representative	0.87%	1
Technology Integration Manager	0.87%	1
<b>Newton Early Childhood Program NECP</b>	<b>0.87%</b>	<b>1</b>
Teachers Assistant	0.87%	1
<b>Optima Billing LLC</b>	<b>0.87%</b>	<b>1</b>
Medical Billing Specialist	0.87%	1
<b>Organization not Listed</b>	<b>8.70%</b>	<b>10</b>
ABA Therapist	0.87%	1
Accountant	0.87%	1
Coordinator	0.87%	1
Counselor/Educator	0.87%	1
Grade 1 Teacher	0.87%	1
Manager	0.87%	1
Musician	0.87%	1
Nanny	0.87%	1
Registered Nurse	0.87%	1
Substitute Teacher	0.87%	1
<b>Pacific Dental Services</b>	<b>0.87%</b>	<b>1</b>
Dental Office Manager	0.87%	1
<b>Pitt County Government</b>	<b>0.87%</b>	<b>1</b>
Campaign Finance Auditor	0.87%	1
<b>Pricewaterhouse Coopers LLP</b>	<b>1.74%</b>	<b>2</b>
Assurance Associate	0.87%	1

Tax Associate	0.87%	1
<b>Promoboxx</b>	<b>0.87%</b>	<b>1</b>
BDR	0.87%	1
<b>Public Schools</b>	<b>0.87%</b>	<b>1</b>
Paraprofessional	0.87%	1
<b>Puma</b>	<b>0.87%</b>	<b>1</b>
Content Specialist	0.87%	1
<b>Quincy Public Schools</b>	<b>0.87%</b>	<b>1</b>
English Teacher	0.87%	1
<b>Renaissance Alliance Insurance Group</b>	<b>0.87%</b>	<b>1</b>
Commission Coordinator	0.87%	1
<b>Sacred Heart University</b>	<b>0.87%</b>	<b>1</b>
AV Graduate Assistant	0.87%	1
<b>Safeway Pharmacy (owned by Albertsons Companies)</b>	<b>0.87%</b>	<b>1</b>
Pharmacy Intern	0.87%	1
<b>Santander</b>	<b>0.87%</b>	<b>1</b>
Sr Operations Manager	0.87%	1
<b>Spectrum Health Systems, Inc.</b>	<b>0.87%</b>	<b>1</b>
Substance Use Counselor	0.87%	1
<b>Springfield Public Schools</b>	<b>0.87%</b>	<b>1</b>
5th Grade Teacher	0.87%	1
<b>Stonewood Products</b>	<b>0.87%</b>	<b>1</b>
Yard Associate	0.87%	1
<b>Stop and Shop</b>	<b>0.87%</b>	<b>1</b>
Grocery Clerk	0.87%	1
<b>Supercharged</b>	<b>0.87%</b>	<b>1</b>
Track Marshal	0.87%	1
<b>T2biosystems</b>	<b>0.87%</b>	<b>1</b>
Microbiologist I	0.87%	1
<b>Target</b>	<b>1.74%</b>	<b>2</b>
Guest Advocate	0.87%	1
Tech DBO	0.87%	1
<b>Target</b>	<b>0.87%</b>	<b>1</b>
Closing Team Lead	0.87%	1
<b>Taunton Public Schools</b>	<b>0.87%</b>	<b>1</b>
ABA Therapist	0.87%	1
<b>TJX Companies</b>	<b>1.74%</b>	<b>2</b>
A/P Control Coordinator	0.87%	1
IT Engineer 2	0.87%	1
<b>Town of Lincoln</b>	<b>0.87%</b>	<b>1</b>
Special Education Tutor	0.87%	1
<b>TransCore</b>	<b>0.87%</b>	<b>1</b>
Customer Care Manager	0.87%	1
<b>Travel Nurse with Agency</b>	<b>0.87%</b>	<b>1</b>
Registered Nurse	0.87%	1
<b>Tufts Health Plan</b>	<b>0.87%</b>	<b>1</b>



Senior Account Manager	0.87%	1
<b>Tufts Medical Center</b>	<b>0.87%</b>	<b>1</b>
Patient Care Assistant	0.87%	1
<b>United States Postal Service</b>	<b>0.87%</b>	<b>1</b>
City Carrier Assistant	0.87%	1
<b>US Ecology</b>	<b>0.87%</b>	<b>1</b>
Billing Specialist	0.87%	1
<b>Wayland Public Schools</b>	<b>0.87%</b>	<b>1</b>
Special Education Teaching Assistant	0.87%	1
<b>Wellpath</b>	<b>0.87%</b>	<b>1</b>
Activity Therapist	0.87%	1
<b>WellSpark Health</b>	<b>0.87%</b>	<b>1</b>
Content Marketer	0.87%	1
<b>Westfield Child Center</b>	<b>0.87%</b>	<b>1</b>
Daycare Teacher	0.87%	1
<b>Weymouth Public Schools</b>	<b>0.87%</b>	<b>1</b>
Human Resources Clerical Assistant	0.87%	1
<b>Whole Foods</b>	<b>1.74%</b>	<b>2</b>
Cashier	0.87%	1
Grocery Clerk	0.87%	1
<b>Women, Infants, and Children</b>	<b>2.61%</b>	<b>3</b>
Commission Coordinator	0.87%	1
Nutritionist	1.74%	2
<b>Worcester Housing Authority</b>	<b>0.87%</b>	<b>1</b>
Principal Clerk	0.87%	1
<b>Worcester Public Library</b>	<b>0.87%</b>	<b>1</b>
Page	0.87%	1
<b>Worcester Public Schools</b>	<b>0.87%</b>	<b>1</b>
Teacher	0.87%	1
<b>Yardi</b>	<b>0.87%</b>	<b>1</b>
Operational Specialist	0.87%	1
<b>Youth Villages</b>	<b>0.87%</b>	<b>1</b>
Family Intervention Specialist	0.87%	1
<b>Total</b>	<b>100%</b>	<b>115</b>

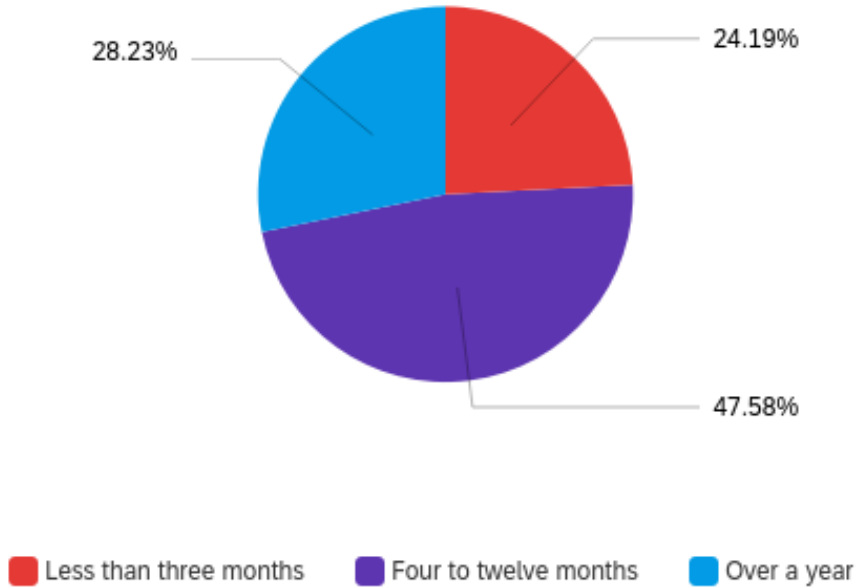
### Location:

Answer	Response Percent	Response Count
Massachusetts	87.90%	109
CT, RI, VT, ME, or NH	7.26%	9
Other U.S. Location	4.03%	5
Outside U.S.	0.81%	1
<b>Total</b>	<b>100%</b>	<b>124</b>

### What is your approximate annual salary range?

Answer	Response Percent	Response Count
Below \$ 20,000	19.01%	23
\$20,000 - \$29,999	26.45%	32
\$30,000 - \$39,999	17.36%	21
\$40,000 - \$49,999	13.22%	16
\$50,000 - \$59,999	14.05%	17
\$60,000 and above	9.92%	12
<b>Total</b>	<b>100%</b>	<b>121</b>

### How long have you been employed by your current employer?

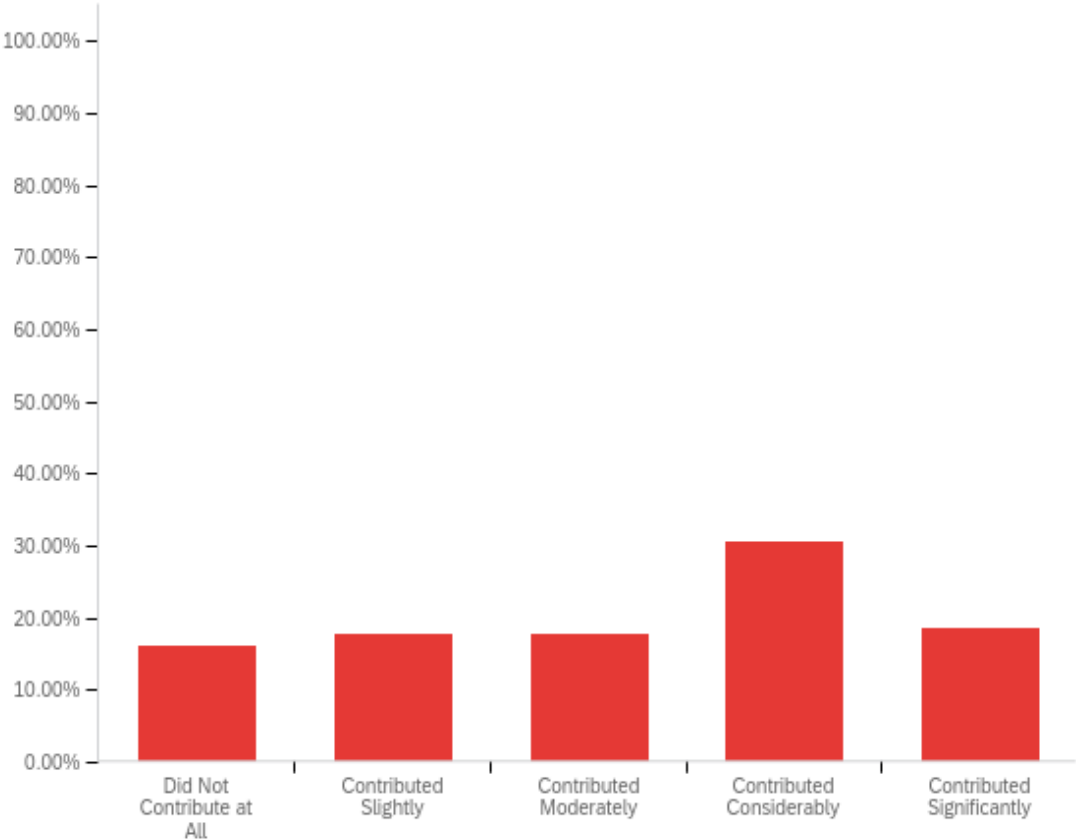


Answer	Response Percent	Response Count
Less than three months	24.19%	30
Four to twelve months	47.58%	59
Over a year	28.23%	35
<b>Total</b>	<b>100%</b>	<b>124</b>

### Is your current position related to your field(s) of study?

Answer	Response Percent	Response Count
Yes, same field as major(s)	39.52%	49
Yes, somewhat related to major(s)	33.06%	41
No, not related	27.42%	34
<b>Total</b>	<b>100%</b>	<b>124</b>

**Overall, how much has FSU contributed to the knowledge and skills required at your current position?**



Answer	Response Percent	Response Count
Did Not Contribute at All	16.00%	20
Contributed Slightly	17.60%	22
Contributed Moderately	17.60%	22
Contributed Considerably	30.40%	38
Contributed Significantly	18.40%	23
<b>Total</b>	<b>100%</b>	<b>125</b>

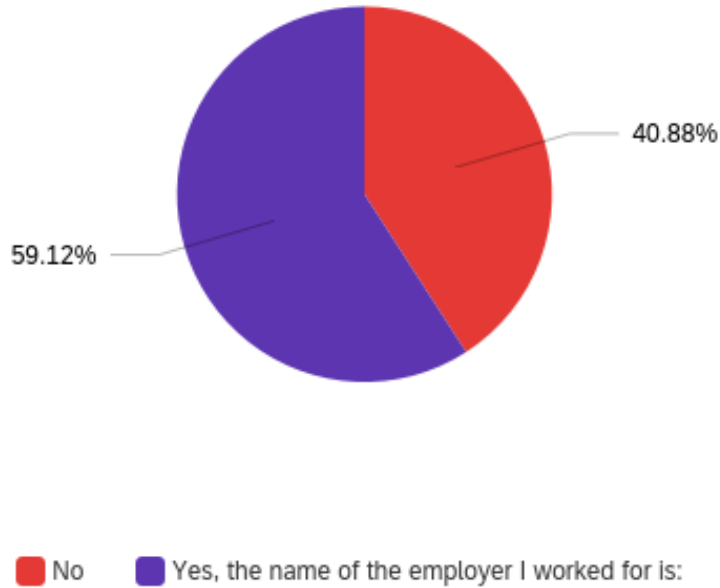
**While enrolled at FSU did you participate in any of the following activities?  
(select all that apply)**

Answer	Percent of Cases*	Response Count
<b>Student clubs or organizations</b>	64.91%	74
<b>Athletics (NCAA Division III)</b>	14.91%	17
<b>Study abroad</b>	14.91%	17
<b>Community service or volunteer work</b>	14.04%	16
<b>Other (please specify)</b>	14.04%	16
<b>Residence Assistant (RA)</b>	7.89%	9
<b>Intramural sports</b>	7.89%	9
<b>Student Government Association (SGA)</b>	6.14%	7
<b>Affinity groups</b>	5.26%	6
<b>Student Involvement and Leadership Development (SILD)</b>	5.26%	6
<b>Total</b>		<b>114</b>

<b>Other (please specify)</b>
No
None
No
Didn't have time for any of these
ggx for life gettin lifted
Didn't have time to when people labeled me [Redacted]
Phi U honor society
None
Security Desk Attendant
Honor society & Emerging Leadership
None
On campus internship
On campus jobs (SDA, Wet Feet Leader, Orientation Leader)
Online student, none apply
The Gatepost

\*Percent of Cases (Number of times the factor was selected divided by the number of respondents that answered the question)

**Did you complete an internship and/or practicum while enrolled at FSU?**



Answer	Response Percent	Response Count
No	40.88%	65
Yes, the name of the employer I worked for is:	59.12%	94
<b>Total</b>	<b>100%</b>	<b>159</b>

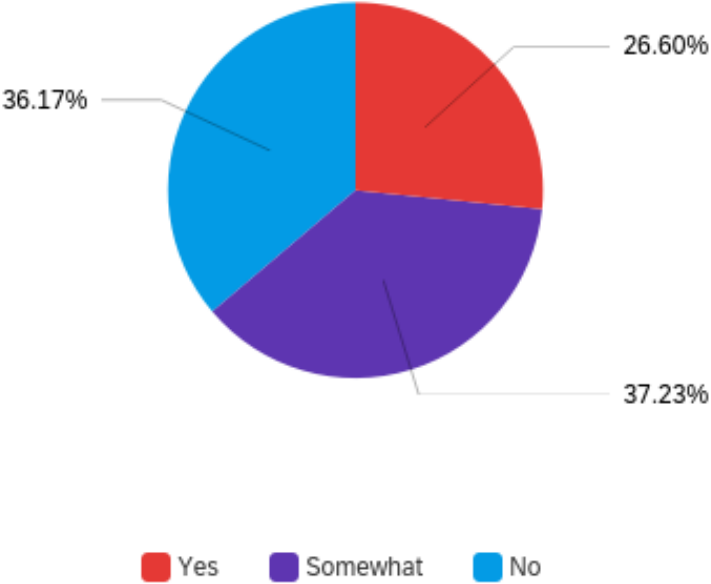
Yes, the name of the employer I worked for is:
Access Framingham
Access Framingham
Access Framingham TV
Access Framingham TV
An elementary educator
[Redacted] CASA Boston MA
Ashland Public Schools and Taunton Public Schools
Bonnano Savino Davies & Ganley and Kevin P Martin & Associates
Boston Children's Hospital
Boston Children's Hospital
Call2Talk
Cape Cod WIC
Career Services and Employment Relations
Carney Hospital

Christa McAuliffe Center
Company One
ConnectiCare Inc
CPD program
Cumberland Farms
DCF
DCF
DCF Framingham
Dell
Department of Child and Family Services
Field Studies & Student Teaching- Millis, Marlborough, and Medway Public Schools
Field Study and Student Teaching
Framingham District Court
Framingham Public School
Framingham Public Schools / community harvest project
Framingham State University
Framingham State University
Framingham State University History Department
Framingham State University's HR Dept
FSU Career Services and Employer Relations
FSU Career Services and Employer Relations
Home Market Foods
Hulu
I had 3 different practicums for teaching. Quincy, Framingham, an
I have a Future
Lawrence General Hospital
Marlborough Public Schools
Marlborough Public Schools
Marlborough Public Schools
Marlborough Public Schools
Mass State Police
Massachusetts State House
Memorial Elementary School (Upton)
MERC
MERC
MERC
MetroWest Daily News and FSU Marketing and Communications Department
MetroWest Economic Research Center
MetroWest Economic Research Center; Schofer Dillburg & Company INC.
Moynihan Dental Specialist
Mv Tick Program
New England Center for Children
no
Northern Lights Electric
Office of Grants and Sponsored Programs at FSU

Open Sky Community Services
Pawtucket Red Sox
Physicians for Human Rights
PJ Mann
Ralph Wheelock Elementary School
Rams Write
RCS Learning Center
Same Day Process
Student Teacher
Student teaching, Framingham Public Schools
The MA house of Representatives
The MetroWest Daily News
The Paper Store
The Paper Store and [redacted]
The TJX companies
Town of Duxbury
VA Medical Center and Northbridge Skilled Nursing Home and Rehab
Voices Against Violence
Voices Against Violence (SMOC) Framingham, MA
Walker School
Waltham Public Schools
WIC
Women, Infants, & Children
Worcester County District Attorney's Office
Yardi

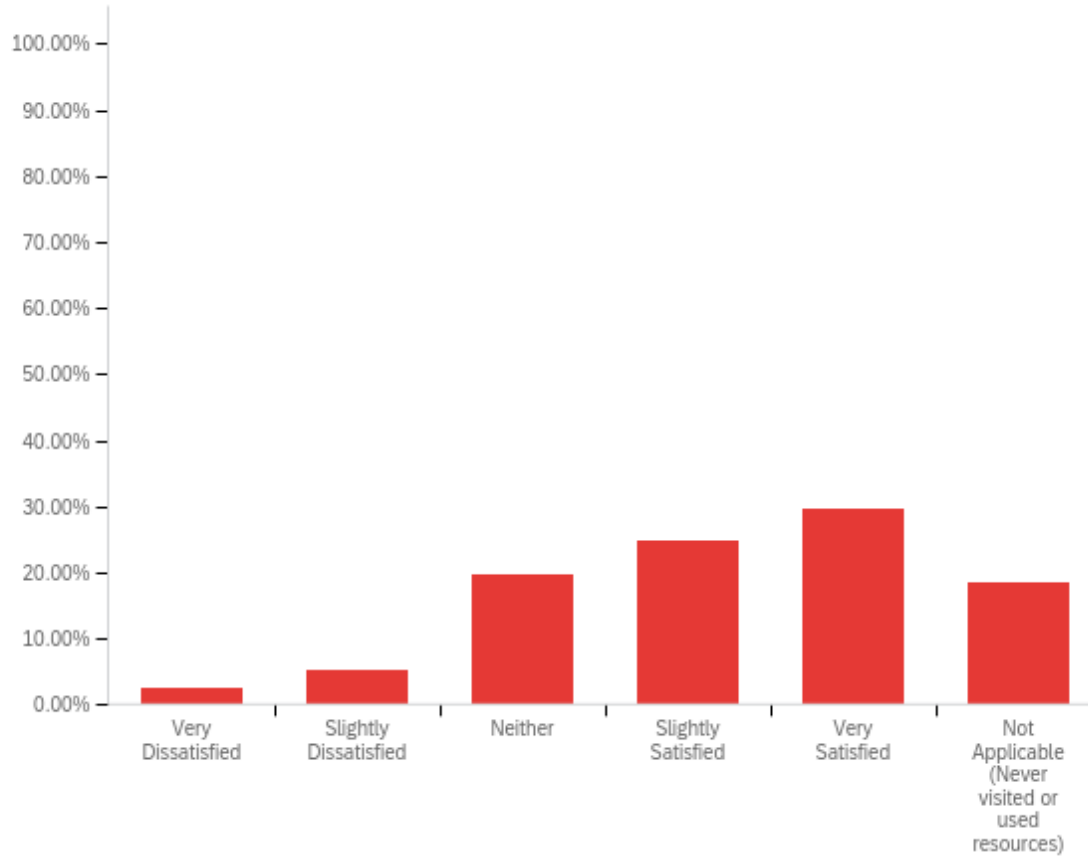


**Did this internship help you network to employment after graduation?**



Answer	Response Percent	Response Count
Yes	26.60%	25
Somewhat	37.23%	35
No	36.17%	34
<b>Total</b>	<b>100%</b>	<b>94</b>

**Overall, how satisfied were you with the career assistance/programs and resources made available to you through the Office of Career Services and Employer Relations at FSU?**



Answer	Response Percent	Response Count
<b>Very Dissatisfied</b>	2.53%	4
<b>Slightly Dissatisfied</b>	5.06%	8
<b>Neither</b>	19.62%	31
<b>Slightly Satisfied</b>	24.68%	39
<b>Very Satisfied</b>	29.75%	47
<b>Not Applicable (Never visited or used resources)</b>	18.35%	29
<b>Total</b>	<b>100%</b>	<b>158</b>

Please indicate your major at the time of graduation from FSU.

Answer	Response Percent	Response Count
English	9.43%	15
Food and Nutrition	9.43%	15
Psychology	9.43%	15
Criminology	8.18%	13
Communication Arts	7.55%	12
Liberal Studies	5.03%	8
Biology	5.03%	8
Education - Elementary Education	5.03%	8
Sociology	3.77%	6
Management	3.77%	6
Finance	3.14%	5
Computer Science	2.52%	4
Political Science	2.52%	4
Marketing	2.52%	4
Nursing	2.52%	4
Accounting	2.52%	4
Education - Early Childhood Education	2.52%	4
Fashion Design and Retailing	1.89%	3
History	1.89%	3
Health and Wellness	1.89%	3
Business and Information Technology	1.89%	3
Economics	1.26%	2
Business Administration	1.26%	2
Geography	1.26%	2
Food Science	1.26%	2
Mathematics	0.63%	1
Earth System Science	0.63%	1
Art - Studio Art	0.63%	1
Spanish	0.63%	1
<b>Total</b>	<b>100%</b>	<b>159</b>

Please indicate your secondary major (if applicable) at the time of graduation from FSU.

Answer	Response Percent	Response Count
Psychology	35.29%	6
Sociology	5.88%	1
Nursing	5.88%	1
Mathematics	5.88%	1
Management	5.88%	1
History	5.88%	1
Geography	5.88%	1
Food Science	5.88%	1
English	5.88%	1
Education - Elementary Education	5.88%	1
Liberal Studies	5.88%	1
Art - Art History	5.88%	1
<b>Total</b>	<b>100%</b>	<b>17</b>

Please indicate your minor (if applicable) at the time of graduation from FSU.

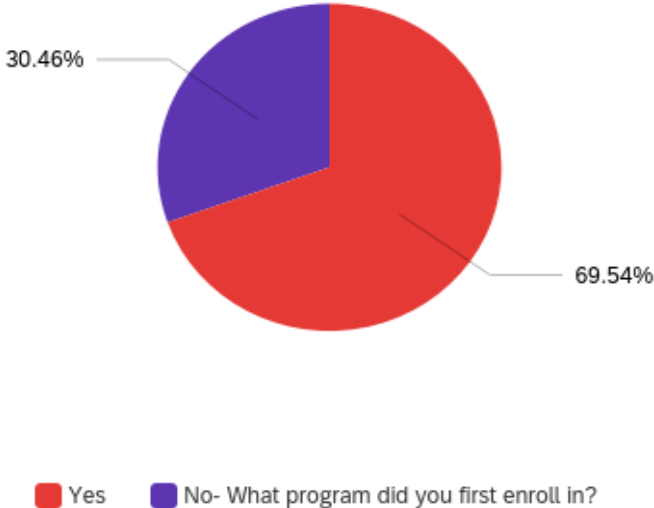
Answer	Response Percent	Response Count
Economics	11.11%	8
Psychology	11.11%	8
Business Administration	8.33%	6
Sociology	8.33%	6
Anthropology	6.94%	5
Marketing	5.56%	4
Communication Arts	5.56%	4
Film Studies	4.17%	3
Art History	4.17%	3
Criminology	4.17%	3
Biology	4.17%	3
Spanish	2.78%	2
Education - English Education 5-12	2.78%	2
English	2.78%	2
Political Science	2.78%	2
Theatre Performance	1.39%	1
Art	1.39%	1
Journalism	1.39%	1
Neuroscience	1.39%	1
Apparel Design	1.39%	1
Geography	1.39%	1
American Sign Language	1.39%	1
Entrepreneurship	1.39%	1

<b>Nutrition</b>	1.39%	1
<b>Education - History Education 8-12</b>	1.39%	1
<b>Accounting</b>	1.39%	1
<b>Total</b>	<b>100%</b>	<b>72</b>

Please indicate your secondary minor (if applicable) at the time of graduation from FSU.

<b>Answer</b>	<b>Response Percent</b>	<b>Response Count</b>
<b>Sociology</b>	16.67%	2
<b>Business Administration</b>	8.33%	1
<b>Chemistry</b>	8.33%	1
<b>French</b>	8.33%	1
<b>Communication Arts</b>	8.33%	1
<b>Finance</b>	8.33%	1
<b>Criminology</b>	8.33%	1
<b>Diversity Studies</b>	8.33%	1
<b>Biology</b>	8.33%	1
<b>Economics</b>	8.33%	1
<b>Psychology</b>	8.33%	1
<b>Total</b>	<b>100%</b>	<b>12</b>

**Was the primary major you listed the first you enrolled in at FSU?**

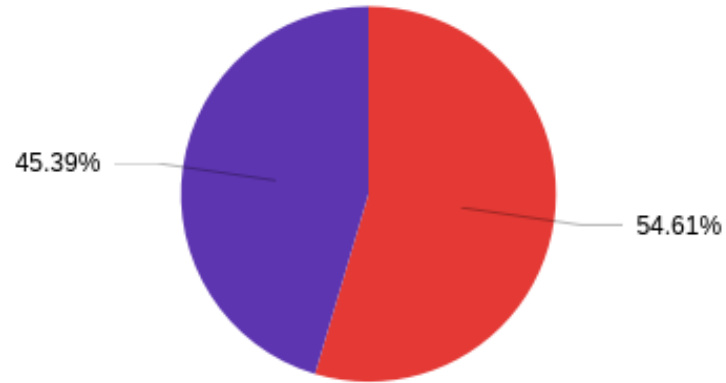


Answer	Response Percent	Response Count
Yes	69.54%	105
No- What program did you first enroll in?	30.46%	46
<b>Total</b>	<b>100%</b>	<b>151</b>

### No- What program did you first enroll in?

Answer	Response Percent	Response Count
American Sign Language/Interpreting	2.27%	1
Biology	6.82%	3
Business and Information Technology	2.27%	1
Communications	2.27%	1
Computer Science	4.55%	2
Criminology	4.55%	2
Early Childhood Education	6.82%	3
Economics	2.27%	1
Education	11.36%	5
Elementary Education	11.36%	5
Fashion Merchandising	2.27%	1
Food and Nutrition	9.09%	4
History	4.55%	2
History	2.27%	1
Management	2.27%	1
Mathematics	2.27%	1
Psychology	6.82%	3
Sociology	2.27%	1
Undeclared	13.64%	6
<b>Total</b>	<b>100%</b>	<b>44</b>

## What was your classification upon entering FSU?



■ First-Time Student (entered FSU as a freshman)

■ Transfer Student (transferred to FSU from another institution)

Answer	Response Percent	Response Count
First-Time Student (entered FSU as a freshman)	54.61%	83
Transfer Student (transferred to FSU from another institution)	45.39%	69
<b>Total</b>	<b>100%</b>	<b>152</b>



## What is your racial background?

Answer	Response Percent	Response Count
White	64.90%	98
Hispanic	22.52%	34
Black/African American	7.28%	11
Asian	3.31%	5
Two or more races	1.99%	3
Cape Verdean	0.00%	0
Native Hawaiian/Other Pacific Islander	0.00%	0
American Indian/Alaskan Native	0.00%	0
<b>Total</b>	<b>100%</b>	<b>151</b>

## Gender:

Answer	Response Percent	Response Count
Female	69.93%	107
Male	28.10%	43
Non-Binary/ Third Gender	0.65%	1
Prefer to Self-Describe	0.65%	1
Prefer Not to Answer	0.65%	1
<b>Total</b>	<b>100%</b>	<b>153</b>

## Do you identify as transgender?

Answer	Response Percent	Response Count
Yes	0.66%	1
No	98.03%	149
Prefer not to say	1.32%	2
<b>Total</b>	<b>100%</b>	<b>152</b>